
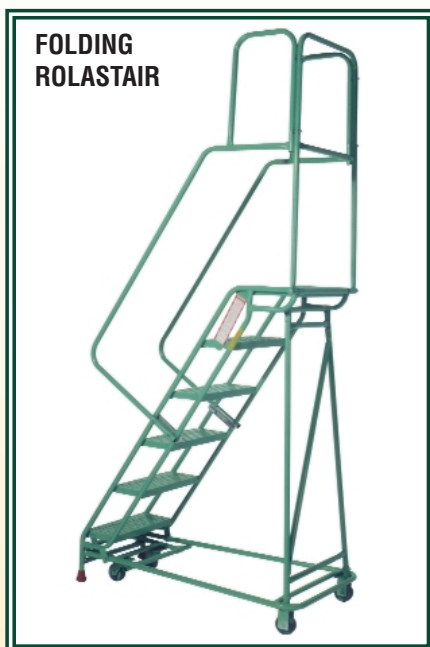
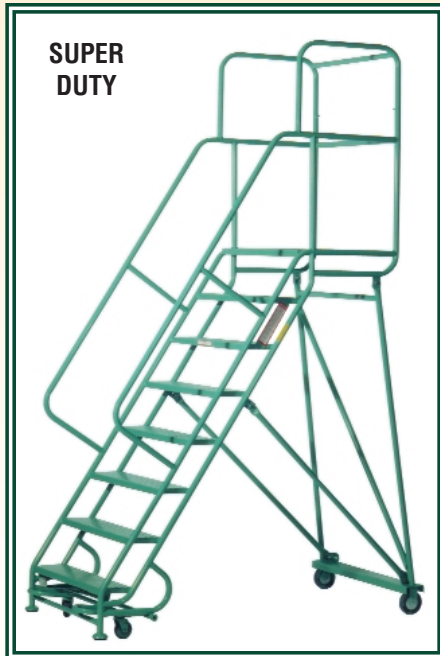


L LADDER INDUSTRIES



Step up to the uncompromised quality, safety, appearance and durability of the Rolastair line of mobile ladder stands

Visit our Worldwide Website at <http://www.ladderindustries.com>

**LADDER
INDUSTRIES**

ROLASTAIR



*The ultimate in safety,
appearance & construction*


MOBILE LADDER STAND

- 1" dia. steel tube construction
- Ruggedly braced and reinforced
- Standard 12" deep top platform
- Solid mig welded construction
- BIG non-skid, non-marking shoes
- Safety green enamel finish
- 42" tall guardrails on 6-step and larger
- Meets CAL/OSHA requirements
- Meets Federal OSHA/ANSI requirements

Optional Features:


- Guard chain with snap for entry-exit on any side of platform
- Fold down shelves
- Narrow aisle models
- Custom handrail arrangement or height
- Extra deep platform in multiples of 12"

*Custom designs available
to meet your needs!*




Traction Tread (Standard Step)

Designed and manufactured by Ladder Industries to provide the optimum in safety, strength and appearance. Provides greater non-slip protection than diamond plate.



Diamond Plate (Optional Step)

Provides anti-slip protection through use of raised diamond shaped ribs on a fully closed step surface.



Safety Grating (Optional Step)

Provides maximum non-skid protection in wet and/or dry conditions

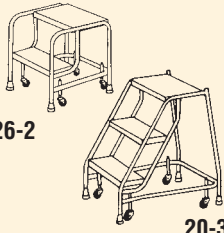
26H7-TT
STANDARD
ROLASTAIR


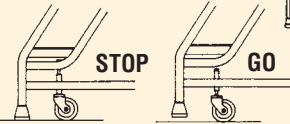



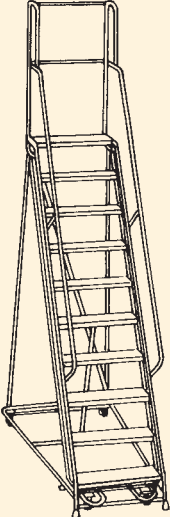


26H4-24TT
DEEP TOP ROLASTAIR


Select the best unit for your application based on the required platform height.

Custom sizes are available.

STEPS		DESCRIPTION	MODEL	PLATFORM HEIGHT	TOP WIDTH	OVERALL HEIGHT	BASE		WEIGHT
							WIDTH	DEPTH	
1	 26-2 20-3	No Handrails	20-1	12"	20"	12"	20"	16"	15 lbs.
		Attractive and very handy in the office, library, vault, stockroom, machine shop, etc.	26-1	12"	26"	12"	26"	16"	20 lbs.
2		All models equipped with 4 each 2" dia. spring loaded casters and 4 each large, non-skid rub- ber shoes to grip the floor when in use.	20-2	19"	20"	19"	21"	21"	22 lbs.
			26-2	19"	26"	19"	27"	21"	28 lbs.
3			20-3	28.5"	20"	28.5"	22"	29"	31 lbs.
			26-3	28.5"	26"	28.5"	28"	29"	35 lbs.

STEPS	DESCRIPTION	MODEL	PLATFORM HEIGHT	TOP WIDTH	OVERALL HEIGHT	BASE		WEIGHT
						WIDTH	DEPTH	
2	 <p>2 step has 22" handrails 3-5 step has 32" tall handrails</p>	20H2	19"	20"	41"	21"	21"	32 lbs.
		26H2	19"	26"	41"	27"	21"	36 lbs.
3	<p>All models equipped with 4 each 2" dia. spring loaded casters and 4 each large non-skid rubber shoes to grip the floor when in use.</p>	20H3	28.5"	20"	60.5"	22"	29"	42 lbs.
		26H3	28.5"	26"	60.5"	28"	29"	46 lbs.
4	 <p>STOP</p> <p>GO</p>	20H4	38"	20"	70"	24"	35"	50 lbs.
		26H4	38"	26"	70"	30"	35"	56 lbs
5	 <p>20H2</p>	20H5	47.5"	20"	79.5"	25.5"	41.5"	57 lbs.
		26H5	47.5"	26"	79.5"	31.5"	41.5"	66 lbs

STEPS	DESCRIPTION	MODEL	PLATFORM HEIGHT	TOP WIDTH	OVERALL HEIGHT	BASE		WEIGHT
						WIDTH	DEPTH	
6	<div></div> <div>26H10</div> <div> GO</div> <div> STOP</div> <p>42" tall guardrail around platform</p> <p>StepJack foot controlled casters and floor lock assembly assures dependable "stop and go" safety on all ladders in this group. All StepJack mechanisms are equipped with two 3.5" swivel casters. Six through 10-step models have two 3.5" rigid casters under the platform end. Eleven through 15-step models are equipped with 5" rigid casters. Thirteen-step units and larger are provided with a folded base for ease and economy in shipping.</p>	20H6	57"	20"	99"	27"	48.5"	81 lbs.
7		26H6	57"	26"	99"	33"	48.5"	90 lbs.
		20H7	66.5"	20"	108.5"	28.5"	55.5"	85 lbs.
8		26H7	66.5"	26"	108.5"	35"	55.5"	106 lbs.
		26H8	76"	26"	118"	36"	62"	116 lbs.
9		26H9	85.5"	26"	127.5"	36"	69"	126 lbs.
10		26H10	95"	26"	137"	36"	76"	135 lbs.
11		26H11	104.5"	26"	146.5"	39"	82.5"	146 lbs.
12		26H12	114"	26"	156"	42"	89"	158 lbs.
13		26H13	123.5"	26"	165.5"	45"	96"	190 lbs.
14		26H14	133"	26"	175"	48"	103"	232 lbs.
15		26H15	142.5"	26"	184.5"	52"	110"	243 lbs.



1

MOBILE LADDER STAND

- Knock-down base and handrails
- Safety green enamel finish
- Standard 12" deep top platform
- Large 2" dia. non-skid, non-marking rubber shoes
- 1" dia. steel tube construction
- 42" tall guardrails on all models
- Meets CAL/OSHA requirements
- Meets Federal OSHA/ANSI requirements

Optional Features:

- Extra deep platform in 12" multiples
- See standard Rolastair options




2

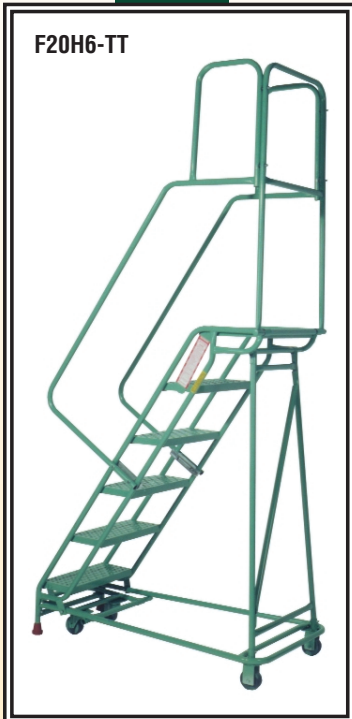
Optional
Safety Grating

Standard
Traction Tread

Optional
Diamond Plate



F20H6-TT



3

STEPS	DESCRIPTION	MODEL	PLATFORM HEIGHT	TOP WIDTH	OVERALL HEIGHT	BASE		WEIGHT
						WIDTH	DEPTH	
6	All of these models are shipped fully folded to reduce shipping cost.	F20H6	57"	18"	99"	26"	48.5"	82 lbs.
		F26H6	57"	26"	99"	31"	48.5"	92 lbs.
7	All are provided with StepJack foot controlled caster and floor lock assembly. 3.5" swivel casters are mounted on the StepJack. 3.5" rigid casters are used under platform.	F20H7	66.5"	18"	108.5"	26"	55.5"	89 lbs.
8		F26H7	66.5"	26"	108.5"	31"	55.5"	108 lbs.
9		F26H8	76"	26"	118"	30"	62"	122 lbs.
10		F26H9	85.5"	26"	127.5"	33"	69"	135 lbs.
		F26H10	95"	26"	137"	36"	76"	142 lbs.
11	All of these models have 5" rigid casters located under the platform.	F26H11	104.5"	26"	146.5"	39"	82.5"	151 lbs.
12		F26H12	114"	26"	156"	42"	89"	181 lbs.
13		F26H13	123.5"	26"	165.5"	45"	96"	207 lbs.
14		F26H14	133"	26"	175"	48"	103"	232 lbs.
15		F26H15	142.5"	26"	184.5"	52"	110"	242 lbs.
16		F26H16	152"	26"	194"	55"	117"	274 lbs.
17		F26H17	161.5"	26"	203.5"	58"	124"	292 lbs.
18		F26H18	171"	26"	213"	61"	131"	312 lbs.
19		F26H19	180.5"	26"	222.5"	64"	138"	327 lbs.

LADDER INDUSTRIES

SUPER DUTY ROLASTAIR



MOBILE LADDER STAND

Designed for extra heavy-duty use

20 Models from which to choose

- 1.25" dia. steel tube framing
- Standard 14" deep top platform
- 5" dia. rigid casters under platform
- 3.5" dia. swivel casters on StepJack
- All welded handrails with knock-down base
- Heavy-duty 2.5" replaceable shoes
- Safety green enamel finish


26H8-SD




Heavy-Duty Replaceable 2.5" dia. Rubber Shoe Insert



STEPS	MODEL	PLATFORM HEIGHT	TOP WIDTH	OVERALL HEIGHT	BASE		WEIGHT
					WIDTH	DEPTH	
6	26H6-SD	57"	26"	99"	33"	49"	120 lbs.
	32H6-SD	57"	32"	99"	33"	49"	144 lbs.
7	26H7-SD	66.5"	26"	108.5"	33"	55"	142 lbs.
	32H7-SD	66.5"	32"	108.5"	33"	55"	160 lbs.
8	26H8-SD	76"	26"	118"	36"	62"	154 lbs.
	32H8-SD	76"	32"	118"	36"	62"	176 lbs.
9	26H9-SD	85.5"	26"	127.5"	36"	69"	166 lbs.
	32H9-SD	85.5"	32"	127.5"	36"	69"	192 lbs.
10	26H10-SD	95"	26"	137"	39"	76"	178 lbs.
	32H10-SD	95"	32"	137"	39"	76"	208 lbs.
11	26H11-SD	104.5"	26"	146.5"	39"	83"	190 lbs.
	32H11-SD	104.5"	32"	146.5"	39"	83"	224 lbs.
12	26H12-SD	114"	26"	156"	42"	89"	202 lbs.
	32H12-SD	114"	32"	156"	42"	89"	240 lbs.
13	26H13-SD	123.5"	26"	165.5"	45"	96"	214 lbs.
	32H13-SD	123.5"	32"	165.5"	45"	96"	256 lbs.
14	26H14-SD	133"	26"	175"	48"	103"	226 lbs.
	32H14-SD	133"	32"	175"	48"	103"	272 lbs.
15	26H15-SD	142.5"	26"	184.5"	51"	110"	238 lbs.
	32H15-SD	142.5"	32"	184.5"	51"	110"	288 lbs.



Standard Diamond Plate



Optional Safety Grating

COMPARE Steel Tube Frame Construction

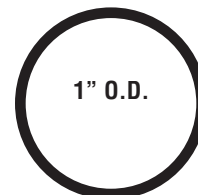
Most Other Manufacturers

Rolastair Standard Duty

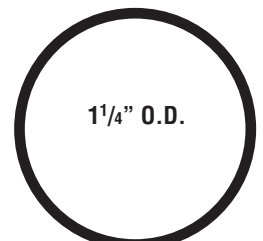
Rolastair Super Duty



7/8" O.D.



1" O.D.



1 1/4" O.D.

Actual Sizes

LADDER INDUSTRIES

EZ-CLIMB ROLASTAIR




MOBILE LADDER STAND – *designed for forward descent*


- 45 degree angle of climb
- 9-1/2" rise and run per step
- 9-1/2"x 24" wide steps
- 1" diameter steel tube frame
- Standard 19" extra-deep top platform
- Diamond plate steps
- 3-4-5 step units have spring loaded casters
- 6 step & larger have StepJack
- 3-4-5 step units have 32" tall guardrail
- 6 step & larger have 42" tall guardrail
- 6 step & larger have K-D base
- Large 2" diameter rubber shoes
- Safety green enamel finish

Optional Features:

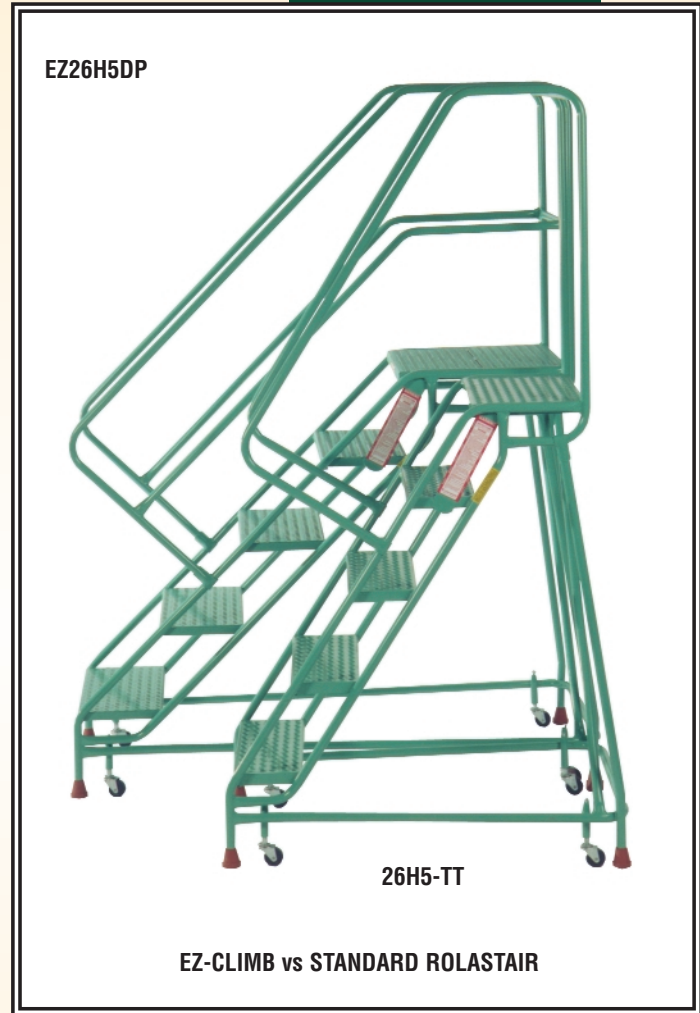
- Safety grating steps and platform
- Extra-deep top platforms
- StepJack on 3-4-5 step units



Standard
Diamond Plate



Optional
Safety Grating



No. of STEPS	MODEL	PLATFORM HEIGHT	OVERALL HEIGHT	BASE		ESTIMATED WEIGHT
				WIDTH	DEPTH	
3	EZ26H3DP	28.5"	60.5"	28"	40"	59 lbs.
4	EZ26H4DP	38"	70"	30"	50"	72 lbs.
5	EZ26H5DP	47.5"	79.5"	31.5"	60"	89 lbs.
6	EZ26H6DP	57"	99"	33"	70.5"	114 lbs.
7	EZ26H7DP	66.5"	108.5"	35"	80.5"	131 lbs.
8	EZ26H8DP	76"	118"	36"	90.5"	148 lbs.
9	EZ26H9DP	85.5"	127.5"	36"	100.5"	165 lbs.
10	EZ26H10DP	95"	137"	36"	111"	182 lbs.

NOTE: Meets or exceeds requirements of ANSI 14.7

LADDER INDUSTRIES

ALUMINUM ROLASTAIR



LIGHTWEIGHT - DURABLE MOBILE LADDER STAND

Use when moisture is a problem – natural aluminum finish

STEPS	DESCRIPTION	MODEL	PLATFORM HEIGHT	TOP WIDTH	OVERALL HEIGHT	BASE		WEIGHT
						WIDTH	DEPTH	
1	No Handrails	AL20-1	12"	20"	12"	20"	18"	8 lbs.
		AL26-1	12"	26"	12"	26"	18"	9 lbs.
2	Equipped with 4 each 2" Dia. Spring Loaded Casters	AL20-2	19"	20"	19"	20"	23"	13 lbs.
		AL26-2	19"	26"	19"	26"	23"	14 lbs.
3		AL20-3	28.5"	20"	28.5"	22"	31"	19 lbs.
		AL26-3	28.5"	26"	28.5"	28"	31"	21 lbs.
2	2 Step - 22" Tall Handrails	AL20H2	19"	20"	41"	21"	23"	15 lbs.
		AL26H2	19"	26"	41"	27"	23"	16 lbs.
3	3-5 Step 32" Tall Handrails & Guardrails	AL20H3	28.5"	20"	60.5"	22"	31"	21 lbs.
		AL26H3	28.5"	26"	60.5"	28"	31"	23 lbs.
4	Equipped with 4 each 2" Dia. Spring Loaded Casters	AL20H4	38"	20"	70"	24"	37"	25 lbs.
		AL26H4	38"	26"	70"	30"	37"	28 lbs.
5		AL20H5	47.5"	20"	79.5"	25.5"	43.5"	32 lbs.
		AL26H5	47.5"	26"	79.5"	31.5"	43.5"	36 lbs.
6	42" Tall Guardrails Provided on 6 Step and Larger Units.	AL20H6	57"	20"	99"	27"	51"	41 lbs.
		AL26H6	57"	26"	99"	33"	51"	45 lbs.
7	Same as Above except with 3.5" Rigid Casters Under the Platform.	AL20H7	66.5"	20"	108.5"	28.5"	57"	50 lbs.
		AL26H7	66.5"	26"	108.5"	35"	57"	54 lbs.
8		AL26H8	76"	26"	118"	36"	64"	60 lbs.
		AL26H9	85.5"	26"	127.5"	36"	71"	68 lbs.
10	Same as Above except with 5" Rigid Casters Under the Platform	AL26H10	95"	26"	137"	36"	78"	77 lbs.
		AL26H11	104.5"	26"	146.5"	39"	86"	84 lbs.
12		AL26H12	114"	26"	156"	42"	93"	92 lbs.



- All welded 1" dia. high-strength alloy aluminum tube construction
- Strong, safe 7" wide extrusion forms the steps and top platform
- 2" dia. non-skid/non-marking shoes
- Extra deep platforms available (in multiples of 7")

STOCKPICKER

MOBILE LADDER STAND WITH SHELVING

Standard Features:

- 1" dia. steel tube construction
- StepJack floor locking device
- 12"x24" folding rear guardrail shelf
- Traction tread steps and 24" deep top platform
- Three 24"x22" package trays on 7 step and larger
- All welded construction
- Large 2" dia. rubber shoes
- 2 each 3.5" swivel casters on StepJack
- 2 each 3.5" rigid casters under platform (5" rigid casters on 10 step & larger)
- Safety green enamel finish



STEPS	MODEL	PLATFORM HEIGHT	TOP WIDTH	OVERALL HEIGHT	BASE		WEIGHT
					WIDTH	DEPTH	
6	26H6-SP	57"	26"	99"	33"	60"	152 lbs.
7	26H7-SP	66.5"	26"	108.5"	35"	68"	168 lbs.
8	26H8-SP	76"	26"	118"	36"	74"	178 lbs.
9	26H9-SP	85.5"	26"	127.5"	36"	81"	191 lbs.
10	26H10-SP	95"	26"	137"	36"	88"	217 lbs.
11	26H11-SP	104.5"	26"	146.5"	36"	95"	231 lbs.
12	26H12-SP	114"	26"	156"	40"	101"	255 lbs.



LADDER INDUSTRIES SPECIALIZES IN CUSTOM DESIGN & FABRICATION

LADDER INDUSTRIES has over 50 years of experience in the special and custom design of ladder and stair products.

Our expert designers will ensure that your special needs are met in the safest, most efficient manner.

Attention is always given to governing codes and regulations.

Other products include:

- *Conveyor Crossovers*
- *Access Stairways*
- *Stairway Towers*
- *Machine Access Stands*
- *Caged Access Ladders*
- *Loading Dock Ladders*
- *Protective Rail Barriers*
- *Forklift Work Platforms*
- *Extendable Forklift Boom Cranes*
- *Aluminum Handtrucks*
- *Material Handling Carts*



Ships Ladder



Barrier Rail



TD-1 Tote Dolly



SK-360
Stockart

LADDER INDUSTRIES appreciates the loyalty and trust our many dealers and customers have placed in our company over the past 50 years. We recognize the need for integrity and excellence in our company and quality and safety in our products.

This has allowed LADDER INDUSTRIES to emerge as the west's oldest and most dedicated designer/manufacturer of stair and ladder products. We stand ready to serve you and meet your high access equipment needs.

DISTRIBUTED BY:

LADDER INDUSTRIES

Northern California Warehouse • Sacramento
Toll-Free (800) 544-1406 • FAX (916) 689-7526
Manufacturing Facility • Goodyear, Arizona
Toll-Free (800) 360-6789 • FAX (623) 932-5804

Ladder Industries reserves the right to make any changes in specifications or design, consistent with the improvement of any product, without notice.