

Material Handling, Storage & Transport Products

# Store, Organize & Transport



 **AKRO-MILS®**

[akro-mils.com](http://akro-mils.com)

# About Akro-Mils®

## Akro-Mils Mission

*Akro-Mils is committed to manufacturing innovative storage and material handling products of uncompromising quality at a fair price. We support this commitment with professional representation and consistent, superior service to meet the needs of our customers.*



Certified to  
ISO 9001:2000

## The Akro-Mils Advantage

Akro-Mils products save time and money by helping to increase material handling efficiency in virtually any industry. Our broad range of storage, organization, and transport products are used to shorten assembly times, maintain accurate inventories, optimize storage space, and improve parts protection. For quality products backed by more than 50 years of reliable delivery and responsive customer service, turn to the Akro-Mils advantage.

## RB/Dura™ Carts, Trucks & Dollies

Akro-Mils provides even more material handling solutions with high-quality RB/Dura carts, trucks, and dollies. RB/Dura products are the perfect complement to our comprehensive range of storage, organization, and transport systems, and they can be custom-engineered to fit your specific applications. Contact your Akro-Mils distributor with requests for custom RB/Dura transport products or for special sizes and configurations not featured in this catalog.

## Custom Capabilities

Order custom products, OEM solutions, and unique merchandising systems - all from a single source! Akro-Mils' unrivaled production resources, dependable quality, and dedicated customer service provide custom solutions to help you improve your productivity and profitability. With five thermoplastic processes and extensive metal and wood fabrication and powder coating capabilities, Akro-Mils matches your custom project to the most effective process for optimal performance and cost efficiency. To learn more, call 800-253-2467 or visit [www.akro-milscustom.com](http://www.akro-milscustom.com).

## Akro-Mils Receives Registration to ISO 9001:2000

Certification was awarded in recognition of Akro-Mils' compliance with quality process standards and effective quality management systems in the design, production, and distribution of plastic storage products. To you, our valued customer, ISO 9001:2000 certification ensures you will continue to receive consistent, high-quality products from Akro-Mils.

## Nationwide Network of Material Handling Professionals

Akro-Mils maintains a nationwide network of sales representatives, dealers, and distributors. We do not sell directly to end users. Please visit [www.akro-mils.com](http://www.akro-mils.com) to find a distributor near you.

## Off-The-Shelf and Ready to Ship

We maintain full inventories for fast shipping of plastic items. Multiple manufacturing locations assure a reliable supply of stock. Consult your Akro-Mils distributor for terms and conditions of sale.

## Efficient and Knowledgeable Customer Service

Our team of customer service specialists is prepared to answer all of your questions. Call us to learn more about our products and services, or contact your local dealer or distributor.

At Akro-Mils, your satisfaction is our priority every time!



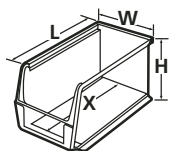
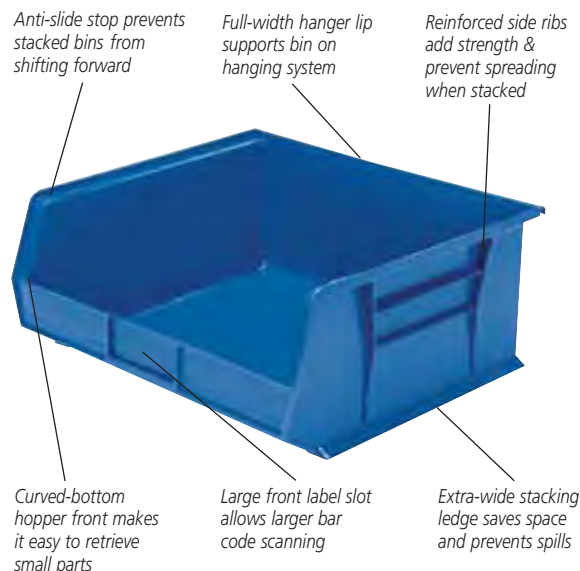
# Table of Contents

			Storage Bins, Racks & Systems	4-16
			Totes, Containers & Small Parts Storage	17-23
				
			Transport Systems & Work Centers	24-35
			Trucks & Dollies	36-41
			Waste Transport Systems	42

# AkroBins®



- Control inventories, shorten assembly times, and minimize parts handling.
- Heavy-duty bins securely stack atop each other, sit on shelving, and hang from Akro-Mils racks, panels, rails, and carts.
- Molded of high-density polypropylene, AkroBins are unaffected by weak acids and alkalis.
- Sturdy, one-piece construction is water, rust, and corrosion-proof.
- Guaranteed not to crack or break under normal load conditions as stated in our 1-year limited warranty.
- Autoclavable up to 250° F.
- Available in 12 sizes and 4 colors: Red, Yellow, Blue, Stone. **New!** Some models now available in green.



When compared to the competition, AkroBins:

- Support more weight when stacked.
- Handle more abuse.
- Hold more weight without cracking.



AkroBins

Model No.	Outside Dimensions						Inside Dimensions								Bin Load Capacity On Rack**	Ctn. Qty.
	Inches			mm			Inches				mm					
	L	W	H	L	W	H	L	W	H	X	L	W	H	X		
30210 <sup>†</sup>	5⅜	4⅛	3	137	105	76	4¾	3⅛	2⅜⅙	4	120	87	71	102	10 lbs.	24
30220 <sup>†</sup>	7⅜	4⅛	3	187	105	76	6¾	3⅛	2⅜⅙	6	171	87	71	152	10 lbs.	24
30224	10⅞	4⅛	4	276	105	102	10¼	3⅞	3¾	9	260	87	95	229	30 lbs.	12
30230 <sup>†</sup>	10⅞	5½	5	276	140	127	10¼	4⅞	4¾	9	260	111	121	229	30 lbs.	12
30234	14¾	5½	5	375	140	127	14⅞	4⅞	4¾	12⅜⅙	357	111	121	325	50 lbs.	12
30235	10⅞	11	5	276	279	127	10¼	10	4¾	9	260	254	121	229	50 lbs.	6
30239	10¾	8¼	7	273	210	178	10	6⅞	6¾	8	254	167	171	203	50 lbs.	6
30240 <sup>†</sup>	14¾	8¼	7	375	210	178	14	6⅞	6¾	12	356	167	171	305	60 lbs.	12
30250 <sup>†</sup>	14¾	16½	7	375	419	178	14	14¾	6¾	12	356	375	171	305	75 lbs.	6
30255	10⅞	16½	5	276	419	127	9¾	15	4¾	8½	248	381	121	216	60 lbs.	6
30265	18	8¼	9	457	210	229	17⅞	6¾	8¼	14½	435	171	210	368	N/A*	6
30270	18	16½	11	457	419	279	17⅞	14¾	10¼	13¾	435	375	260	349	N/A*	3

One color per carton: Specify Red, Blue, Yellow, or Stone. Order in carton quantities.

\*Note 30265 and 30270 are not designed for use with hanging systems.

\*\* CAUTION: When using bins with hanging systems, do not exceed the weight capacity for the rack which may be less than the total sum of bin capacities.

**NEW!** Available in Green.


## Accessories:

### Related Products:

Louvered Hanging Systems, pg. 6

Rail Hanging Systems, pg. 7

Shelving Systems, pg. 11



### Dividers

Lengthwise dividers keep items separated in the bin.



### Bin Lids\*

"See-through" crystal styrene lids keep contents dust-free and protected.

## Dividers

Model No.	Fits AkroBins	Pkg. Qty.
40210	30210 (1)	6
40220	30220 (1)	6
40230	30230 (1), 30235 (3), 30255 (1)	6
40239	30239 (1)	6
40245	30240 (1), 30250 (1)	6
40265	30265 (1)	6
40270	30270 (3)	6

(Max. # of dividers)

\*30224, 30255, 30234 no dividers available.

## Bin Lids

Model No.	Fits AkroBins	Ctn. Qty.
30211	30210	24
30221	30220	24
30231	30230	12
30236	30235	6

\*Assembly required – hinge pins included.



# Super-Size AkroBins® & Carts

Available in 5 sizes and 3 colors: Red, Yellow, and Blue.



30280



30281



30282



30283



30290



**AkroBin solid steel dollies** (Model No. RU842HR2018 & RU842HR2918) are available for efficient parts transport.

- Control inventories, shorten assembly times, and minimize parts handling.
- Heavy-duty bins securely stack atop each other or sit on shelving.
- Molded of high-density polypropylene, AkroBins are unaffected by weak acids and alkalis.
- Sturdy, one-piece construction is water, rust, and corrosion-proof.
- Guaranteed not to crack or break under normal load conditions as stated in our 1-year limited warranty.
- Autoclavable up to 250° F.



Easy to carry with large handle molded onto back of bin

Anti-slide stop prevents stacked bins from shifting forward



Large label area on front of bin

Reinforced side ribs add strength and prevent spreading when stacked



12 Bin Configuration  
R214CS2878

Heavy-duty frames with capacity from 900 - 1,500 lbs.

Easy organization of bulky parts in 6, 9, and 12 bin configurations

Optional security bar

**New!**

Super-Size AkroBins® (sold separately) store and organize large, bulky items



6 Bin Configuration  
R214CS1841

## Super-Size AkroBins®

Model No.	Outside Dimensions						Inside Dimensions								Max. Capacity Per Bin	Stacking Capacity / =Qty. Stacked	Ctn. Qty.
	L	W	H	L	W	H	L	W	H	X	L	W	H	X			
30280	20	12 <sup>3</sup> / <sub>8</sub>	6	508	314	152	16 <sup>7</sup> / <sub>8</sub>	10 <sup>1</sup> / <sub>16</sub>	5 <sup>3</sup> / <sub>8</sub>	15 <sup>1</sup> / <sub>2</sub>	429	271	137	394	100lbs.	40lb./10	4
30281	20	12 <sup>3</sup> / <sub>8</sub>	8	508	314	203	16 <sup>7</sup> / <sub>8</sub>	10 <sup>1</sup> / <sub>16</sub>	7 <sup>3</sup> / <sub>8</sub>	15 <sup>1</sup> / <sub>2</sub>	429	271	187	394	150lbs.	50lb./7	3
30282	20	12 <sup>3</sup> / <sub>8</sub>	12	508	314	305	16 <sup>7</sup> / <sub>8</sub>	10 <sup>1</sup> / <sub>16</sub>	11 <sup>3</sup> / <sub>8</sub>	15 <sup>1</sup> / <sub>2</sub>	429	271	289	394	200lbs.	60lb./5	2
30283	20	18 <sup>3</sup> / <sub>8</sub>	12	508	467	305	16 <sup>7</sup> / <sub>8</sub>	16 <sup>9</sup> / <sub>16</sub>	11 <sup>3</sup> / <sub>8</sub>	15 <sup>1</sup> / <sub>2</sub>	429	421	289	394	300lbs.	150lb./5	1
30290	29 <sup>1</sup> / <sub>4</sub>	18 <sup>3</sup> / <sub>8</sub>	12	743	467	305	26 <sup>1</sup> / <sub>8</sub>	16 <sup>9</sup> / <sub>16</sub>	11 <sup>3</sup> / <sub>8</sub>	24 <sup>3</sup> / <sub>4</sub>	664	421	289	629	300lbs.	150lb./5	1

One color per carton: Specify Red, Blue, or Yellow. Not recommended to hang on rack or panel systems. Order in carton quantities. Dividers not available.

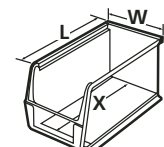
## Super-Size AkroBin® Carts

Model No.	Description	Cart Dimensions		Cart Weight Capacity
		L x W x H (inches)	L x W x H (mm)	
R214CS1841	Transports six 30283 bins	41 x 18 x 48	1041 x 457 x 1219	900 lbs.
R214CS1859	Transports nine 30283 bins	59 x 18 x 48	1499 x 457 x 1219	1,350 lbs.
R214CS1878	Transports twelve 30283 bins	78 x 18 x 48	1981 x 457 x 1219	1,500 lbs.
R214CS2841	Transports six 30290 bins	41 x 27 <sup>1</sup> / <sub>2</sub> x 48	1041 x 699 x 1219	900 lbs.
R214CS2859	Transports nine 30290 bins	59 x 27 <sup>1</sup> / <sub>2</sub> x 48	1499 x 699 x 1219	1,350 lbs.
R214CS2878	Transports twelve 30290 bins	78 x 27 <sup>1</sup> / <sub>2</sub> x 48	1981 x 699 x 1219	1,500 lbs.

Optional security bar available for all sizes. Bins sold separately.

## Dollies

Model No.	Dimensions			Ctn. Qty.	Capacity Lbs.	Casters
	L	W	H			
RU842HR2018	17 <sup>13</sup> / <sub>16</sub> "	18 <sup>3</sup> / <sub>8</sub> "	3 <sup>1</sup> / <sub>2</sub> "	1	500	3" Polyolefin
Compatible with Models 30280, 30281, 30282, 30283						
RU842HR2918	26 <sup>13</sup> / <sub>16</sub> "	18 <sup>3</sup> / <sub>8</sub> "	3 <sup>1</sup> / <sub>2</sub> "	1	500	3" Polyolefin
Compatible with Model 30290						



# Louvered Hanging Systems




30653 Louvered Floor Rack shown with 30239 AkroBins.

- Take back valuable floor space – maximize parts storage and handling efficiency.
- Louvered Panels used with AkroBins® offer the ultimate in storage flexibility.\*
- Secure stationary racks to the wall or floor and wall-mountable panels to a solid structure.
- Six different models are available to accommodate up to 288 AkroBins.
- Easy, one-person assembly.

\*AkroBins sold separately, see page 4.

Formed from 16-gauge cold-rolled steel for strength and durability

Attractive durable powder coated finish stands up to heavy-duty use



Horizontal ribs provide added strength

Louvers securely support AkroBins



Develop a customized storage system by grouping any of our Louvered Panels.



**30626 Double-Sided Snap Fastener Louvered Floor Rack**  
(Snap fasteners greatly reduce rack assembly time.)  
36" L x 20" W x 60" H  
914 x 508 x 1524 mm.  
700 lb. capacity.



**30653 Louvered Floor Rack**  
35 $\frac{3}{4}$ " L x 32" W x 75 $\frac{1}{8}$ " H  
908 x 813 x 1908 mm.  
2000 lb. capacity.



**30618 Louvered Panel**  
18" L x 19" H  
457 x 483 mm.  
160 lb. capacity.



**30636 Louvered Panel**  
35 $\frac{3}{4}$ " L x 19" H  
908 x 483 mm.  
160 lb. capacity.



**98636 Bench Rack**  
36" L x 8" W x 21" H  
914 x 203 x 533 mm.  
120 lb. capacity.



**98600 Bench Rack**  
27 $\frac{3}{4}$ " L x 8" W x 21" H  
705 x 203 x 533 mm.  
120 lb. capacity.

## Ordering Information:

### Louvered Panels And Bench Racks

Use this chart to determine the quantity of same-size AkroBins required to fill each panel. AkroBins sold separately.

Model No.	Description	Ctn. Qty.	AkroBins Model No. (Bin Wt. Capacity)									
			30210 (10 lbs.)	30220 (10 lbs.)	30224 (30 lbs.)	30230 (30 lbs.)	30234 (50 lbs.)	30235 (50 lbs.)	30239 (50 lbs.)	30240 (60 lbs.)	30250 (75 lbs.)	30255 (60 lbs.)
30618	18" x 19" Louvered Panel	4	16	16	12	9	9	-	-	-	-	3
30636	35 $\frac{3}{4}$ " x 19" Louvered Panel	4	32	32	24	18	18	9	8	8	4	6
	35 $\frac{3}{4}$ " x 37" (2 Panels)		72	72	36	36	36	18	16	16	8	12
	35 $\frac{3}{4}$ " x 55" (3 Panels)		104	104	54	54	54	27	28	28	14	18
	35 $\frac{3}{4}$ " x 73" (4 Panels)		144	144	72	72	72	36	36	36	18	24
98600	27 $\frac{3}{4}$ " Bench Rack	1	30	30	18	12	12	6	6	6	-	-
98636	36" Bench Rack	1	40	40	24	18	18	9	8	8	4	6

**Coming Soon!**

Single-Sided Louvered Rack

### Louvered Floor Racks

Use this chart to determine the quantity of same-size AkroBins required to fill each floor rack.

Model No.	Description	Dimensions						AkroBins Model Number (Bin Wt. Capacity)									
		Inches			mm			30210 (10 lbs.)	30220 (10 lbs.)	30224 (30 lbs.)	30230 (30 lbs.)	30234 (50 lbs.)	30235 (50 lbs.)	30239 (50 lbs.)	30240 (60 lbs.)	30250 (75 lbs.)	30255 (60lbs.)
30626	Double-Sided Snap Fastener Louvered Rack	36	20	60	914	508	1524	192	192	144	108	108	54	48	48	24	36
30653	Louvered Floor Rack	35¾	32	75⅛	908	813	1908	288	288	192	144	144	72	72	72	36	48


# Rail Hanging Systems



- Rail systems offer an economical storage solution to get the most from your AkroBins.
- Single and double rail units provide more flexibility in bin placement and hold multiple sizes of AkroBins.\*
- Mobile kit available to mobilize two-sided racks.
- Steel rail is ideal for work stations.

\*AkroBins sold separately, see page 4.

Rails securely support AkroBins



Heavy-duty steel for strength and durability

Attractive, durable powder coated finish stands up to heavy-duty use

Bench racks, wall-mount, and single- or double-sided models are available to create a complete storage system.



30006  
**1-Sided, 12 Rail**  
250 lb. capacity.



30008  
**1-Sided, 16 Rail**  
250 lb. capacity.



30012  
**2-Sided Rack, 12 Rail**  
500 lb. capacity.



30016  
**2-Sided Rack, 16 Rail**  
500 lb. capacity.



30812  
**Bin Cart w/ Casters**  
14-gauge steel work top. 250 lb. capacity.

## Ordering Information:

### Rail Racks & Bin Cart

Use this chart to determine the quantity of same-size AkroBins required to fill each rack and cart. (AkroBins sold separately)

Model No.	Description	Ctn. Qty.	Dimensions						AkroBins Model Number (Bin Wt. Capacity)									
			Inches			mm			30210	30220	30224	30230	30234	30235	30239	30240	30250	30255
			L	W	H	L	W	H	(10 lbs.)	(10 lbs.)	(30 lbs.)	(30 lbs.)	(50 lbs.)	(50 lbs.)	(50 lbs.)	(60 lbs.)	(75 lbs.)	(60 lbs.)
30006	Rack, 1-Sided, 12 Rail	2	36	14 1/8	53	914	359	1346	96	96	-	-	-	-	24	24	12	-
30008	Rack, 1-Sided, 16 Rail	3	36	14 1/8	53	914	359	1346	-	-	48	48	48	24	-	-	-	16
30012	Rack, 2-Sided, 12 Rail	2	36	20	53	914	508	1346	192	192	-	-	-	-	48	48	24	-
30016	Rack, 2-Sided, 16 Rail	3	36	20	53	914	508	1346	-	-	96	96	96	48	-	-	-	32
30812	Bin Cart	2	38 1/2	24	36 1/2	978	610	927	96	96	64	48	48	24	24	24	12	16



30812 Bin Cart shown with 30230 AkroBins.



Two-Sided Racks can be mobilized with the mobile kit.

### Mobile Kit – Casters & Handle

Model No.	Ctn. Qty.	Fits Hanging System No.	Castors
30424	1	30012, 30016	3" Polyolefin

### Steel Rail

Use this chart to determine the quantity of same-size AkroBins required to fill the steel rail.

Model No.	Ctn. Qty.	Dimensions				AkroBins Model Number (Bin Wt. Capacity)					
		Inches		mm		30210	30220	30224	30230	30234	30255
		L	H	L	H	(10 lbs.)	(10 lbs.)	(30 lbs.)	(30 lbs.)	(50 lbs.)	(60 lbs.)
30148	1	48	3	1219	76	11	11	11	8	6	3

30148

### Steel Rail

Wall-mountable unit accepts 6 sizes of AkroBins. 110 lb. capacity.





# 12" & 18" System Bins

## Convenient, Efficient Organization in a Single Piece Six-Bin Unit



Combine System Bins with your existing shelving or Akro-Mils' racks, carts, and shelves for customized organization solutions! (see below)

Quickly organize work environments with Akro-Mils' unique System Bins. Separate and sort parts or products to increase efficiency, shorten assembly times, and maintain accurate inventories. A cost-efficient alternative to flimsy, individual cardboard boxes, System Bins are configured six across in a single unit, 33" wide x 5" high, and are available in 12" or 18" depths to fit standard shelving.



**Smooth Surfaces**  
Easy to fill, handle, and keep clean

**Sturdy, Interior Double-Wall Construction**  
One-piece, injection-molded for durability



**SystemBins™**  
By Akro-Mils

### Shelving Systems for 12" System Bins



**Single-Sided Pick Rack**  
Model No. APR5S  
12" D x 36" W x 60" H

**Improve workspace efficiency and organization**  
Five angled shelves keep parts at front of System Bins for easy access; includes (5) 30312 System Bins (see page 14 for product details)



**Double-Sided Pick Rack**  
Model No. APR5D  
12" D x 36" W x 60" H

**Increase picking efficiency**  
Ten angled shelves (five per side) provide convenient, high-density storage; includes (10) 30312 System Bins (see page 14 for product details)



**Bin System Cabinet**  
Model No. APRC312  
18" D x 36" W x 78" H

**Protect and organize valuable parts and products**  
Lockable cabinet with nine angled shelves and base; includes (10) 30312 System Bins (see page 13 for product details)



**12" Shelving Unit**  
Model No. AS1279312  
12" D x 36" W x 79" H

**Free up factory floor space**  
Economical steel unit with 11 shelves; includes (10) 30312 System Bins (see page 11 for product details)



**18" Shelving Unit**  
Model No. AS1879318  
18" D x 36" W x 79" H

**Increase work-in-process efficiency**  
Economical steel unit with 11 shelves; includes (10) 30318 System Bins (see page 11 for product details)



## Storage Bins

*Ideal for distribution  
& work-in-process  
applications . . .*



Stockrooms




Retail & Merchandising Displays



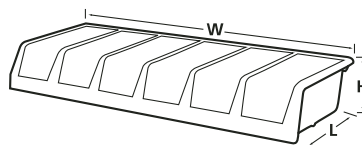
Food Services

## Customize a Storage System To Organize Any Work Area!



**Large Label Area**  
Easy identification  
of contents

**Wide Hopper Front**  
Easy access for quick  
parts picking




### Stackable to Create a Custom System

Bins stack with a dowel rod (not included)  
for vertical space utilization on work tables  
or benches



### Nests When Empty

Saves space in storage areas



System Bin Divider  
Model No. 40312



**24" x 36" Multi-Shelf Carts**  
**36" x 36" Multi-Shelf Carts**  
See chart for model numbers

*Organized, mobile storage  
of parts or supplies*

*Heavy-duty, welded steel carts  
withstand loads up to 2,200 lbs.;  
each includes (10) System Bins  
(see page 25 for product details)*

### System Bins

Model No.	Description	Dimensions						Carton Qty.
		W	Inches L	H	W	mm L	H	
30312*	12" System Bin	33	12	5	838	305	127	5
30318*	18" System Bin	33	18	5	838	457	127	5
40312	System Bin Divider (Available in black only)	4 5/8	1/4	4 7/8	118	6	124	6 pk.

\*Available colors: Blue, Yellow, Red, Green. Order in carton quantities. 3/8" dia. x 31" dowel rod not available.

### Shelving Systems – for System Bin model no. 30312

Model No.	Description	Dimensions						Qty. of 30312 System Bins Included
		W	Inches L	H	W	mm L	H	
APR5S	Single-Sided Pick Rack (five shelves)	36	12	60	914	305	1524	5
APR5D	Double-Sided Pick Rack (ten shelves)	36	12	60	914	305	1524	10
APRBENCH	Bench Pick Rack	36	12	21	914	305	533	*
APRC312	Bin System Cabinet	36	18	78	914	457	1981	10
AS1279312	12" Shelving Unit	36	12	79	914	305	2007	10
R5SYT5HR2436	Multi-Shelf Cart (five shelves)	24	36	40	610	914	1016	10
R5SYT8MR2436	Multi-Shelf Cart (five shelves)	24	36	43	610	914	1092	10

\*Order bins separately. Specify bin color when ordering.

### Shelving Systems – for System Bin model no. 30318

Model No.	Description	Dimensions						Qty. of 30318 System Bins Included
		W	Inches L	H	W	mm L	H	
AS1879318	18" Shelving Unit	36	18	79	914	457	2007	10
R5SYT5HR3636	Multi-Shelf Cart (five shelves)	36	36	40	914	914	1016	10
R5SYT8MR3636	Multi-Shelf Cart (five shelves)	36	36	43	914	914	1092	10

Specify bin color when ordering.

# Shelf Bins



Shelf bins tilt out for complete access to contents.


- Shelf Bins outlast corrugated bins – paying for themselves in reduced replacement costs.
- Superior construction allows Shelf Bins to be fully loaded without bulging or cracking.
- Durable polypropylene bins provide an attractive, neat appearance.
- Works with 12", 18", and 24" deep shelving, or vertical storage and retrieval units.
- One-piece construction is waterproof and unaffected by grease or oil.
- Available in 13 sizes and 3 colors: Red, Yellow, and Blue.

Wide hopper front allows easy access


Built-in rear hanglock allows bin to tilt out for complete access

Molded-in label holder identifies contents

Optional dividers increase versatility




30120



30150



30158



30124



30164




30174

## Shelf Bins

Model No.	Outside Dimension						Inside Dimension						Ctn Qty.	Cups Per Bin			Optional Divider
	Inches			mm			Inches			mm				Small 30101	Large 30102		
L	W	H	L	W	H	L	W	H	L	W	H						
12" Shelf Bin																	
30110	11½	2¾	4	295	70	102	10¼	1⅝	4	260	41	102	24	3	-	None	
30120	11½	4⅛	4	295	105	102	10¼	3	4	260	76	102	24	5	2	40120	
30130	11½	6⅝	4	295	168	102	10¼	5½	4	260	140	102	12	9	4	40130	
30150	11½	8¾	4	295	219	102	10¼	7⅞	4	260	181	102	12	11	4	40150	
30170	11½	11⅛	4	295	283	102	10¼	10	4	260	254	102	12	15	6	40170	
18" Shelf Bin																	
30128	17⅞	4⅛	4	454	105	102	16½	3	4	419	76	102	12	8	3	40120	
30138	17⅞	6⅝	4	454	168	102	16½	5½	4	419	140	102	12	15	6	40130	
30158	17⅞	8¾	4	454	213	102	16½	7⅞	4	419	181	102	12	15	6	40150	
30178	17⅞	11⅛	4	454	283	102	16½	10	4	419	254	102	12	25	12	40170	
24" Shelf Bin																	
30124	23⅝	4⅛	4	600	105	102	22⅞	3	4	562	76	102	12	11	4	40120	
30164	23⅝	6⅝	4	600	168	102	22⅞	5½	4	562	140	102	6	21	8	40130	
30184	23⅝	8¾	4	600	213	102	22⅞	7⅞	4	562	181	102	6	25	8	40150	
30174	23⅝	11⅛	4	600	283	102	22⅞	10	4	562	254	102	6	35	16	40170	


One color per carton. Specify color: Red, Yellow, or Blue. Order in carton quantities.

## Optional Accessories:




### Dividers

Black polypropylene dividers create compartments. Sizes to fit all bins except 30110. Each bin accepts up to 7 compartment dividers.



### Extended Label Holders

Designed for larger bar code scanning. Label holders fit all shelf bins except the 30110.



### Bin Cups

Bin Cups lift out easily for parts retrieval and fit all Shelf Bins. (Refer to Shelf Bin chart for number of cups per bin.)

## Dividers

Model No.	Fits Shelf Bins	Width	Pkg. Qty.
40120	30120, 30124, 30128	4 <sup>1</sup> / <sub>8</sub> "	24
40130	30130, 30138, 30164	6 <sup>5</sup> / <sub>8</sub> "	24
40150	30150, 30158, 30184	8 <sup>3</sup> / <sub>8</sub> "	24
40170	30170, 30174, 30178	11 <sup>1</sup> / <sub>8</sub> "	24

## Extended Label Holders

Model No.	Description	Dimensions W	H	Pkg. Qty.
40410	10° Angle	4"	2 <sup>1</sup> / <sub>4</sub> "	24
40445	45° Angle	4"	2 <sup>1</sup> / <sub>4</sub> "	24

## Bin Cups

Model No.	Description	Dimensions L	W	H	Ctn. Qty.
30101	Small Bin Cup	3 <sup>1</sup> / <sub>4</sub> "	2"	3"	48
30102	Large Bin Cup	5"	2 <sup>3</sup> / <sub>4</sub> "	3"	24

## Related Products:

System Bins,  
pg. 8-9


Shelving Systems,  
pg. 11

Pick Rack Systems,  
pg. 14

# Shelving Systems



**18" System Bin Shelf Unit\***  
Model No. AS1879318R  
18" D x 36" W x 79" H  
11 shelf steel unit includes  
(10) 30318 System Bins



**Shelf Bin Systems†**  
Model No. AS1279150Y  
13 shelf unit holds up to  
96 18" deep shelf bins or  
144 12" deep shelf bins

Shelving Units have  
350 pound capacity per shelf  
when assembled and installed per instructions.

**Bonus!**  
2 extra bins  
included



**Easy Shelf Adjustment:**  
Quickly change shelf height  
with compression clips



**Stak-N-Store Systems†**  
Model No. AS187913017

**New!**



**AkroBin Shelf Rack**  
Model No. RABR5338

## New! AkroBin Shelf Rack

Model No.	Description	Rack Dimensions		Rack Weight Capacity
		L x W x H (inches)	L x W x H (mm)	
RABR5338	Holds twelve 30240 bins and six 30250 bins	53 x 15¼ x 37½	1,346 x 387 x 953	300 lbs.

## 12" Shelf Bin System 12"D x 36"W x 79"H

Model No.	Description	Bin Model No.	Bin Dimensions L x W x H	Qty. of Bins
AS1279	Shelving, no Bins	—	—	—
AS1279110Y	Shelving with Bins	30110YELLO	11⅝" x 2¾" x 4"	144
AS1279120Y	Shelving with Bins	30120YELLO	11⅝" x 4⅛" x 4"	96
AS1279130Y	Shelving with Bins	30130YELLO	11⅝" x 6⅝" x 4"	60
AS1279150Y	Shelving with Bins	30150YELLO	11⅝" x 8⅜" x 4"	48
AS1279170Y	Shelving with Bins	30170YELLO	11⅝" x 11⅛" x 4"	36

## New! 12" System Bin Shelf Unit

Model No.	Description	Bin Model No.	Bin Dimensions L x W x H	Qty. of Bins
AS1279312R	Shelving with System Bins	30312RED	33" x 12" x 5"	10
AS1279312B	Shelving with System Bins	30312BLUE	33" x 12" x 5"	10
AS1279312Y	Shelving with System Bins	30312YELLO	33" x 12" x 5"	10
AS1279312G	Shelving with System Bins	30312GREEN	33" x 12" x 5"	10

## New! 18" Shelf Bin System 18"D x 36"W x 79"H

Model No.	Description	Bin Model No.	Bin Dimensions L x W x H	Qty. of Bins
AS1879	Shelving, no Bins	—	—	—
AS1879128Y	Shelving with Bins	30128	17⅞" x 4⅛" x 4"	96
AS1879138Y	Shelving with Bins	30138	17⅞" x 6⅝" x 4"	60
AS1879158Y	Shelving with Bins	30158	17⅞" x 8⅜" x 4"	48
AS1879178Y	Shelving with Bins	30178	17⅞" x 11⅛" x 4"	36

## 18" System Bin Shelf Unit

Model No.	Description	Bin Model No.	Bin Dimensions L x W x H	Qty. of Bins
AS1879318R	Shelving with System Bins	30318RED	33" x 18" x 5"	10
AS1879318B	Shelving with System Bins	30318BLUE	33" x 18" x 5"	10
AS1879318Y	Shelving with System Bins	30318YELLO	33" x 18" x 5"	10
AS1879318G	Shelving with System Bins	30318GREEN	33" x 18" x 5"	10

## Stak-N-Store System 18"D x 42"W x 79"H

Model No.	Description	Bin Model No.	Bin Dimensions L x W x H	Qty. of Bins	Bonus Bins*
AS187942	18" x 42" x 75" Shelving, no Bins	—	—	—	—
AS187913017	18" x 42" x 75" Shelving with Bins	13017	15¼" x 19⅞" x 12⅞"	10	2

\*Due to case pack, Bonus Bins are included at no extra charge.

## New Size! Stak-N-Store System 18"D x 36"W x 79"H

Model No.	Description	Bin Model No.	Bin Dimensions L x W x H	Qty. of Bins	Bonus Bins*
AS187936	18" x 36" x 75" Shelving, no Bins	—	—	—	—
AS187913014	18" x 36" x 75" Shelving with Bins	13014	17½" x 10⅞" x 12-1/2"	15	1
AS187913018	18" x 36" x 75" Shelving with Bins	13018	17½" x 16-1/2" x 12½"	10	-
AS1879ASORT	18" x 36" x 75" Shelving with Bin Mix	13014	17½" x 10⅞" x 12½" (13014)	6	2
		13018	17½" x 16½" x 12½" (13018)	6	-

\*Due to case pack, Bonus Bins are included at no extra charge.

†Shelving units may vary in style from units shown



# Heavy-Duty Cabinets



*Heavy-Duty Cabinet*  
Model No. HD4824A  
Cabinet with shelves only



*Heavy-Duty Cabinet*  
Model No. HD4824B  
Cabinet with shelves and bins



*Heavy-Duty Cabinet*  
Model No. HD4824C  
Cabinet with shelves, louvers, and bins



*Heavy-Duty Cabinet*  
Model No. HD4824D  
Cabinet with shelves, louvers, and bins



*Heavy-Duty Cabinet*  
Model No. HD4824E  
Cabinet with louvers



*Heavy-Duty Cabinet*  
Model No. HD4824F  
Cabinet with louvers

- Heavy-Duty Cabinets provide MAXIMUM protection of parts and equipment from dust, damage, and theft.
- Greater weight capacity than standard cabinet systems.
- Powder coat paint is resistant to cuts and scratches.
- Industrial strength lock and key ensure complete security.
- Available with optional yellow AkroBin packages for your unique storage requirements.
- Cabinets ship assembled, shelving and panels require installation.
- Shelves are adjustable on 2" centers allowing the flexibility of securely storing multiple sized objects.
- 6 standard configurations - Shelves, Louvered Panels, Combination with Bins.
- Removable louvered panels attach to solid steel back panel.
- 14-gauge steel construction.

## Heavy Duty Cabinet 48"W x 24"D x 78"H

Model No.	Description	Bin Model No.	Bin Dimensions L x W x H	Qty. of Bins
HD4824A	Cabinet w/Shelves Only	—	—	—
HD4824B	Cabinet w/Shelves and Bins	30240YELLO	14 <sup>3</sup> / <sub>4</sub> " x 8 <sup>1</sup> / <sub>4</sub> " x 7"	35
HD4824C	Cabinet w/Shelves, Louvers, and Bins	30240YELLO	14 <sup>3</sup> / <sub>4</sub> " x 8 <sup>1</sup> / <sub>4</sub> " x 7"	35
		30220YELLO	7 <sup>3</sup> / <sub>8</sub> " x 4 <sup>1</sup> / <sub>8</sub> " x 3"	80
HD4824D	Cabinet w/ Shelves, Louvers, and Bins	30240YELLO	14 <sup>3</sup> / <sub>4</sub> " x 8 <sup>1</sup> / <sub>4</sub> " x 7"	20
		30220YELLO	7 <sup>3</sup> / <sub>8</sub> " x 4 <sup>1</sup> / <sub>8</sub> " x 3"	80
HD4824E	Cabinet w/ Louvers	30220YELLO	7 <sup>3</sup> / <sub>8</sub> " x 4 <sup>1</sup> / <sub>8</sub> " x 3"	160
		30230YELLO	10 <sup>7</sup> / <sub>8</sub> " x 5 <sup>1</sup> / <sub>2</sub> " x 5"	24
		30240YELLO	14 <sup>3</sup> / <sub>4</sub> " x 8 <sup>1</sup> / <sub>4</sub> " x 7"	20
		30235YELLO	10 <sup>7</sup> / <sub>8</sub> " x 11" x 5"	12
HD4824F	Cabinet w/ Louvers	30220YELLO	7 <sup>3</sup> / <sub>8</sub> " x 4 <sup>1</sup> / <sub>8</sub> " x 3"	160
		30230YELLO	10 <sup>7</sup> / <sub>8</sub> " x 5 <sup>1</sup> / <sub>2</sub> " x 5"	48
		30240YELLO	14 <sup>3</sup> / <sub>4</sub> " x 8 <sup>1</sup> / <sub>4</sub> " x 7"	20

## Cabinet Accessories:

- **For use with Standard Cabinets only.**
- Easily convert large cabinets to mobile units!
- Bin Cabinet Dollies feature solid, powder-coated steel deck with 1.25" lip and welded corners.
- Heavy-Duty Tubular Push Handle is welded to a 13-gauge powder coated steel mounting plate.



*Bin Cabinet Dolly*



*Heavy-Duty Tubular Push Handle*

## Bin Cabinet Dollies

Model No.	Description	Cart Dimensions L x W x H (inches)	Polyolefin Casters (inches)	Weight Capacity
AC803618M26	18 x 36 Bin Cabinet Dolly	36 <sup>1</sup> / <sub>2</sub> x 18 <sup>1</sup> / <sub>2</sub> x 5 <sup>1</sup> / <sub>2</sub>	3 x 1 <sup>1</sup> / <sub>4</sub>	1000 lbs.
AC803624M26	24 x 36 Bin Cabinet Dolly	36 <sup>1</sup> / <sub>2</sub> x 24 <sup>1</sup> / <sub>2</sub> x 7	3 x 1 <sup>1</sup> / <sub>4</sub>	1000 lbs.

## Heavy-Duty Tubular Push Handle

Model No.	Description
AC18HDL	Heavy-Duty Tubular Push Handle for 36" x 18" Bin Cabinets
AC24HDL	Heavy-Duty Tubular Push Handle for 36" x 24" Bin Cabinets

# Standard Cabinets

- Made from 16-gauge steel.
- Powder coat finish.



**AkroBin Cabinet**  
Model No. AC3624Y  
Louvered panels on back wall and doors hold up to 138 bins



**AkroBin Cabinet with 3 Shelves**  
Model No. AC3624Y3AS  
Louvered panels and 3 full (24") shelves hold up to 102 bins



**AkroBin Cabinet with Flush Doors**  
Model No. AC3618Y  
Louvered panel on back wall holds up to 42 bins



**Bin System Cabinet**  
Model No. APRC312R  
Lockable cabinet with nine angled shelves and base; includes (10) 30312 System Bins



**Quick-View Security Bin Cabinet**  
Model No. AC3618QV240  
Lexan™ door panels; louvered back wall panel holds up to 36 bins



**Secure View Security Bin Cabinet**  
Model No. AC3618SV250  
Steel mesh door panels; louvered back wall panel holds up to 36 bins

## AkroBin Cabinet 36"W x 24"D x 78"H

Model No.	Description	Bin Model No.	Bin Dimensions L x W x H	Qty. of Bins
AC3624	Cabinet w/ Louvered Panels on Back and Doors, no Bins	—	—	—
AC3624Y	Cabinet w/ Louvered Panels on Back and Doors with Bins	30210YELLO	5 <sup>3</sup> / <sub>8</sub> " x 4 <sup>1</sup> / <sub>8</sub> " x 3"	48
		30220YELLO	7 <sup>3</sup> / <sub>8</sub> " x 4 <sup>1</sup> / <sub>8</sub> " x 3"	48
		30230YELLO	10 <sup>7</sup> / <sub>8</sub> " x 5 <sup>1</sup> / <sub>2</sub> " x 5"	24
		30240YELLO	14 <sup>3</sup> / <sub>4</sub> " x 8 <sup>1</sup> / <sub>4</sub> " x 7"	12
		30250YELLO	14 <sup>3</sup> / <sub>4</sub> " x 16 <sup>1</sup> / <sub>2</sub> " x 7"	6

## AkroBin Cabinet w/ 3 Shelves 36"W x 24"D x 78"H

Model No.	Description	Bin Model No.	Bin Dimensions L x W x H	Qty. of Bins
AC36243AS	Cabinet w/ 3 Shelves, and Louvered Panels on Back Wall and Doors, no Bins	—	—	—
AC3624Y3AS	Cabinet w/ 3 Shelves, and Louvered Panels on Back Wall and Doors with Bins	30210YELLO	5 <sup>3</sup> / <sub>8</sub> " x 4 <sup>1</sup> / <sub>8</sub> " x 3"	48
		30220YELLO	7 <sup>3</sup> / <sub>8</sub> " x 4 <sup>1</sup> / <sub>8</sub> " x 3"	48
		30250YELLO	14 <sup>3</sup> / <sub>4</sub> " x 16 <sup>1</sup> / <sub>2</sub> " x 7"	6

## AkroBin Cabinet w/ Flush Doors 36"W x 18"D x 78"H

Model No.	Description	Bin Model No.	Bin Dimensions L x W x H	Qty. of Bins
AC3618	Cabinet w/ Louvered Panels on Back Wall, no Bins	—	—	—
AC3618Y	Cabinet w/ Louvered Panels on Back Wall with Bins	30230YELLO	10 <sup>7</sup> / <sub>8</sub> " x 5 <sup>1</sup> / <sub>2</sub> " x 5"	24
		30240YELLO	14 <sup>3</sup> / <sub>4</sub> " x 8 <sup>1</sup> / <sub>4</sub> " x 7"	12
		30250YELLO	14 <sup>3</sup> / <sub>4</sub> " x 16 <sup>1</sup> / <sub>2</sub> " x 7"	6

## Bin System Cabinet 36"W x 18"D x 78"H

Model No.	Description	Bin Model No.	Bin Dimensions L x W x H	Qty. of Bins
APRC	Cabinet w/ 9 shelves (8 slanted), no Bins	—	—	—
APRC120Y	Cabinet w/ 9 shelves (8 slanted) with Shelf Bins	30120YELLO	11 <sup>5</sup> / <sub>8</sub> " x 4 <sup>1</sup> / <sub>8</sub> " x 4"	72
APRC312R	Cabinet w/ 10 shelves (9 slanted) with System Bins	30312RED	33" x 12" x 5"	10
APRC312B		30312BLUE	33" x 12" x 5"	10
APRC312G		30312GREEN	33" x 12" x 5"	10
APRC312Y		30312YELLO	33" x 12" x 5"	10

## Quick-View Security Bin Cabinet 36"W x 18"D x 78"H

Model No.	Description	Bin Model No.	Bin Dimensions L x W x H	Qty. of Bins
AC3618QV	Cabinet w/ Quick View Doors, Louvered Back, no Bins	—	—	—
AC3618QV240	Cabinet w/ Quick View Doors, Louvered Back with Bins	30240YELLO	14 <sup>3</sup> / <sub>4</sub> " x 8 <sup>1</sup> / <sub>4</sub> " x 7"	36
AC3618QV250	Cabinet w/ Quick View Doors, Louvered Back with Bins	30250YELLO	14 <sup>3</sup> / <sub>4</sub> " x 16 <sup>1</sup> / <sub>2</sub> " x 7"	18

## Secure-View Security Bin Cabinet 36"W x 18"D x 78"H

Model No.	Description	Bin Model No.	Bin Dimensions L x W x H	Qty. of Bins
AC3618SV	Cabinet w/ Secure View Mesh Doors, Louvered Back, no Bins	—	—	—
AC3618SV240	Cabinet w/ Secure View Mesh Doors, Louvered Back with Bins	30240YELLO	14 <sup>3</sup> / <sub>4</sub> " x 8 <sup>1</sup> / <sub>4</sub> " x 7"	36
AC3618SV250	Cabinet w/ Secure View Mesh Doors, Louvered Back with Bins	30250YELLO	14 <sup>3</sup> / <sub>4</sub> " x 16 <sup>1</sup> / <sub>2</sub> " x 7"	18


# Pick Rack Systems

Angled shelves increase picking efficiency



**Single-Sided Pick Rack**  
Model No. APRS130Y  
Holds up to 96 bins on 8 shelves.  
Maximum 400 lb. weight capacity

**Double-Sided Pick Rack & Mobile Kit**  
Model No. APRD120Y  
Creates a mobile, double-sided pick rack.  
Maximum 500 lb. weight capacity



**Bench Pick Rack**  
Model No. APRBENCH  
12" D x 36" W x 21" H  
Holds up to 24 Shelf Bins or  
(3) 30312 System Bins

**New!**



**Double-Sided Pick Rack**  
Model No. APR5DR  
12" D x 36" W x 60" H

**Single-Sided Pick Rack**  
Model No. APR5SR  
12" D x 36" W x 60" H

- Improve workspace organization and efficiency with rack and bin systems.
- Convenient, high-density storage with up to 192 bins.
- Easy to assemble.
- Angled shelves keep parts at the front of bins for easy access.
- Choose from 4 styles available separately or with bin packages.

## Single-Sided Pick Rack 12"D x 36"W x 60"H

Model No.	Description	Bin Model No.	Bin Dimensions L x W x H	Qty. of Bins	Bonus Bins*
APRS	Single-Sided Pick Rack, no Bins	—	—	—	—
APRS110Y	Rack with Bins	30110YELLO	11½" x 2¾" x 4"	96	—
APRS120Y	Rack with Bins	30120YELLO	11½" x 4½" x 4"	64	8
APRS130Y	Rack with Bins	30130YELLO	11½" x 6½" x 4"	40	8
APRS150Y	Rack with Bins	30150YELLO	11½" x 8½" x 4"	32	4
APRS170Y	Rack with Bins	30170YELLO	11½" x 11½" x 4"	24	—

\*Due to case pack, Bonus Bins are included at no extra charge.

## Double-Sided Pick Rack 24"D x 36"W x 60"H

Model No.	Description	Bin Model No.	Bin Dimensions L x W x H	Qty. of Bins	Bonus Bins*
APRD	Double-Sided Pick Rack, no Bins	—	—	—	—
APRD110Y	Rack with Bins	30110YELLO	11½" x 2¾" x 4"	192	—
APRD120Y	Rack with Bins	30120YELLO	11½" x 4½" x 4"	128	16
APRD130Y	Rack with Bins	30130YELLO	11½" x 6½" x 4"	80	4
APRD150Y	Rack with Bins	30150YELLO	11½" x 8½" x 4"	64	8
APRD170Y	Rack with Bins	30170YELLO	11½" x 11½" x 4"	48	—

\*Due to case pack, Bonus Bins are included at no extra charge.

## Mobile Kit

Model No.	Description
APRDMOBILE	Mobile Kit (Handle & Dolly) For Double-Sided Pick Rack



## Bench Pick Rack 12"D x 36"W x 21"H

Model No.	Description	Bin Model No.	Bin Dimensions L x W x H	Qty. of Bins
APRBENCH	Bench Pick Rack, no Bins	—	—	—
APRBENCH120	Bench Pick Rack with Bins	30120YELLO	11½" x 4½" x 4"	24
APRBENCH150	Bench Pick Rack with Bins	30150YELLO	11½" x 8½" x 4"	12

## New! Single-Sided System Bin Rack

Model No.	Description	Bin Model No.	Bin Dimensions L x W x H	Qty. of Bins
APR5SR	5 Shelf Pick Rack w/ System Bins	30312RED	33" x 12" x 5"	5
APR5SB	5 Shelf Pick Rack w/ System Bins	30312BLUE	33" x 12" x 5"	5
APR5SY	5 Shelf Pick Rack w/ System Bins	30312YELLO	33" x 12" x 5"	5
APR5SG	5 Shelf Pick Rack w/ System Bins	30312GREEN	33" x 12" x 5"	5

## New! Double-Sided System Bin Rack

Model No.	Description	Bin Model No.	Bin Dimensions L x W x H	Qty. of Bins
APR5DR	10 Shelf Pick Rack w/ System Bins	30312RED	33" x 12" x 5"	10
APR5DB	10 Shelf Pick Rack w/ System Bins	30312BLUE	33" x 12" x 5"	10
APR5DY	10 Shelf Pick Rack w/ System Bins	30312YELLO	33" x 12" x 5"	10
APR5DG	10 Shelf Pick Rack w/ System Bins	30312GREEN	33" x 12" x 5"	10



# Stak-N-Store Bins



Small Stak-N-Store bins (13014) fit 3 across on standard 36" shelving. Medium Stak-N-Store bins (13018) fit 2 across on standard 36" shelving. See Shelving Systems on page 11.



Stack bins together to form a storage system.

- The perfect way to organize heavy, bulky items.
- Bins stack to form tall, stable storage arrangements on floors or standard industrial shelving.
- 75 lb. weight capacity.
- Color: Gray, Red, Blue.



13014



13018



13017



Large radius corners and a curved upper lip add strength

Side ribs add stability when stacked

Wide-hopper front allows easy access to bulky items



Large comfort grip handles

Solid steel dollies (Model No. RU843HR1616 & RU843HR1519) are available for efficient parts transport

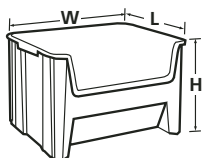
## Stak-N-Store Bins

Model No.	Inches			Outside Dimension			Capacity Cu. Ft.	Ctn. Qty.
	L	W	H	L	mm W	H		
13014	17½	10⅞	12½	445	276	318	.98	4
13017	15¼	19⅞	12⅞	387	505	316	1.7	3
13018	17½	16½	12½	445	419	318	1.6	2

Order in carton quantities. Specify color when ordering.

## Stak-N-Store Bin Dollies

Model No.	Dimensions			Ctn. Qty.	Capacity Lbs.	Casters
	L	W	H			
RU843HR1617	16⅞"	15¼"	4½"	1	900 lbs.	3" Polyolefin
Compatible with Model 13018						
RU843HR1519	19¼"	14⅞"	4½"	1	900 lbs.	3" Polyolefin
Compatible with Model 13017						



# ESD Containers

- Akro-Mils ESD containers dissipate electrostatic charges which can severely damage sensitive electronic components.

## ESD AkroBins (Black Only)

Model No.	Outside Dimensions						Inside Dimensions												Bin Load Capacity On Rack	Ctn. Qty.
	Inches			mm			Inches				mm									
	L	W	H	L	W	H	L	W	H	X	L	W	H	X						
30210ESD	5¾	4⅛	3	136	105	76	4¾	3⅞	2⅜	4	121	87	71	102	10 lbs.	24				
30220ESD	7¾	4⅛	3	187	105	76	6¾	3⅞	2⅜	6	171	87	71	152	10 lbs.	24				
30230ESD	10⅞	5½	5	276	140	127	10¼	4⅜	4¾	9	260	111	121	229	30 lbs.	12				
30235ESD	10⅞	11	5	276	279	127	10¼	10	4¾	9	260	254	121	229	50 lbs.	6				
30240ESD	14¾	8¼	7	375	210	178	14	6⅞	6¾	12	356	167	171	305	60 lbs.	12				

Order in carton quantities.

## ESD Shelf Bins (Black Only)

Model No.	Outside Dimension						Inside Dimension						Ctn. Qty.
	Inches			mm			Inches			mm			
	L	W	H	L	W	H	L	W	H	L	W	H	
30120ESD	11½	4¼	4	295	105	102	10¼	3	4	260	76	102	24
30128ESD	17¾	4¼	4	454	105	102	16½	3	4	419	76	102	12
30124ESD	23¾	4¼	4	600	105	102	22½	3	4	562	76	102	12

Order in carton quantities.

## ESD Grids (Black Only)

Outside Dimensions							Inside Dimensions										Ctn. Qty.
Model No.	Inches			mm			Inches					mm					
	L	W	H	L	W	H	A	B	C	D	E	A	B	C	D	E	
33164ESD	16½	10⅞	4	419	276	102	9⅜	14⅟16	14⅟16	9⅜	3⅞	238	379	376	233	98	

Order in carton quantities.

# 1800 Series AkroBins®

Stackable with reinforcing ribs to prevent spreading under heavy loads

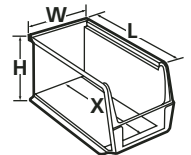
Front and back finger grips for easy handling

Removable divider for increased storage flexibility

Curved-bottom hopper front for easy part retrieval

Large front label area for content identification

- Strong, durable co-polymer polypropylene construction.
- Storage systems for large, heavy, and bulky items.
- One black cross-wise divider included per bin.
- Color: Beige.



## 1800 Series AkroBins

Model No.	Outside Dimensions						Inside Dimensions								Ctn. Qty.	Dividers Model No.	Pkg. Qty.	Capacity Lbs.
	Inches			mm			Inches				mm							
	L	W	H	L	W	H	L	W	H	X	L	W	H	X				
30348	20½	8¼	7	521	210	178	20	7⅞	6½	20	508	187	165	508	6	40348	6	60
30358	20½	11	7	521	279	178	20	10⅞	6½	20	508	257	165	508	6	40358	6	75

Order in carton quantities.

# Economy Bins

Unique post & rib design allows the bins to stack and nest

Tapered corners keep small parts from becoming trapped

Stacking posts allow same-width stacking

Reinforced side ribs add strength and prevent spreading

Large label area accommodates long bar codes

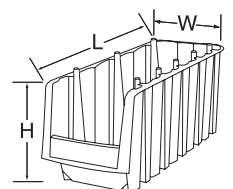
Generous opening allows easy access to stored items

- Versatile Economy Bins make full use of shelf depth on 12" or 18" deep shelving and stack to fill space between shelves.
- The only small parts bin that can nest and stack.
- Molded from co-polymer polypropylene.

## Economy Bins

Model No.	Outside Dimensions						Ctn. Qty.
	L	Inches W	H	L	mm W	H	
30796Black	8 $\frac{7}{8}$	6 $\frac{5}{8}$	5	225	168	127	10 each
30716Black	11 $\frac{1}{8}$	6 $\frac{5}{8}$	5	302	168	127	10 each
30776Black	17 $\frac{7}{8}$	6 $\frac{5}{8}$	7	454	168	178	10 each
30718Black	11 $\frac{1}{8}$	8 $\frac{3}{8}$	5	302	213	127	8 each
30778Black	17 $\frac{7}{8}$	8 $\frac{3}{8}$	7	454	213	178	8 each

Order in carton quantities.



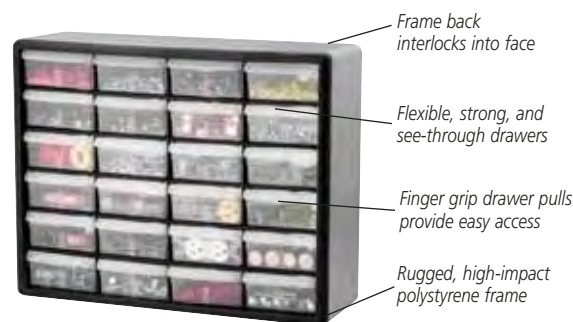
# Storage Cabinets

20702  
LargeI.D. Size: 4<sup>3</sup>/<sub>8</sub>" W  
x 2" H x 5<sup>1</sup>/<sub>4</sub>" L20701  
SmallI.D. Size: 2<sup>1</sup>/<sub>8</sub>" W  
x 1<sup>1</sup>/<sub>2</sub>" H x 5<sup>1</sup>/<sub>4</sub>" L

Akro-Mils' clarified polypropylene drawers are the best in the industry!

- Unbreakable
- Flexible, strong, and see-through
- Chemical-resistant

- Strong plastic cabinets organize and protect components.
- A variety of drawer configurations provide versatile storage solutions.
- Cabinets stack securely and are wall mountable.
- Dividers won't get lost – molded into cabinet back.



10116



10124



10126



10144



10164

## Storage Cabinets

Model No.	Description	L	Inches W	H	L	mm W	H	Ctn. Qty.
10116	16-Drawer Cabinet	10 <sup>9</sup> / <sub>16</sub>	6 <sup>3</sup> / <sub>8</sub>	8 <sup>1</sup> / <sub>2</sub>	268	216	162	1
10126	26-Drawer Cabinet	20	6 <sup>3</sup> / <sub>8</sub>	10 <sup>1</sup> / <sub>2</sub>	508	263	162	1
10124	24-Drawer Cabinet	20	6 <sup>3</sup> / <sub>8</sub>	15 <sup>1</sup> / <sub>16</sub>	508	402	162	1
10144	44-Drawer Cabinet	20	6 <sup>3</sup> / <sub>8</sub>	15 <sup>1</sup> / <sub>16</sub>	508	402	162	1
10164	64-Drawer Cabinet	20	6 <sup>3</sup> / <sub>8</sub>	15 <sup>1</sup> / <sub>16</sub>	508	402	162	1

16-Drawer Cabinet has 8 dividers. All other cabinets have 8 small and 4 large dividers.


## Additional Dividers

Model No.	Description
40716	16-pack additional dividers for small drawers
40717	6-pack additional dividers for large drawers

# Steel Storage Cabinets

Heavy-duty welded-steel frame

Durable powder coated finish




Strong, high-impact polypropylene drawers

Molded-in label holder and transparent window allow instant content identification

## 19-Series Heavy-Duty Cabinets

Frame: 17" wide x 11" deep x 11" high with five different drawer sizes



19228

## 17-Series Light-Duty Cabinets

Frame: 18" wide x 6" deep x 9<sup>1</sup>/<sub>2</sub>" high. Drawer depth 5<sup>1</sup>/<sub>4</sub>"



17018

- Two cabinets fit side by side on standard 36" wide shelving.
- Removable drawers are rust, corrosion, and dent-proof.

## Steel Storage Cabinets

Model No.	Description	Drawers Per Cabinet†	Drawer Dimensions						Ctn. Qty.	Drawer Model No.	Dividers 25/Pkg. Model No.
			Inches			mm					
			W	H	D	W	H	D			
19-Series Heavy-Duty 17" W x 11" D x 11" H (432 x 279 x 279mm)											
19228	Storage Cabinet*	28	2⅜	2⅛	10⅞	56	52	268	1	20228	40228
19320	Storage Cabinet*	20	3⅜	2⅛	10⅞	81	52	268	1	20320	40320
19416	Storage Cabinet*	16	4	2⅝	10⅞	102	54	268	1	20416	40416
19715	Storage Cabinet*	15	3⅜	3⅛	10⅞	81	78	268	1	20715	40715
19909	Storage Cabinet*	9	5⅜	3⅛	10⅞	132	78	268	1	20909	40909
19109	Security Cabinet w/ locking door	9	5⅜	3⅛	10⅞	132	78	268	1	20909	40909
17-Series Light-Duty 18" W x 6" D x 9½" H (457 x 152 x 241mm)											
17018	Storage Cabinet	18	2¾	2½	5¾	70	64	146	1	20902	40901
17136	Storage Cabinet	36	2¾	1¼	5¾	70	32	146	1	20502	40501

\*Available with a locking door when ordered in quantities of 50 or more.

<sup>†</sup>Two removable dividers and one label per drawer included.

# Storage Cabinet Hanging Systems

## Mobile Steel Cabinet Rack\*

Double-sided, mobile rail rack holds 12 of the 19-Series cabinets with as many as 336 drawers. Supports up to 500 lbs.

## Order These Components and Quantities


30012 Double-Sided Rail Rack – Qty: 1

30424 Mobile Kit – Qty: 1

19-Series Cabinets – Mix or Match – Qty: 12

98400 Suspension Straps (Set of 2 straps) – Qty: 12 Sets

\*Assembly required



## Storage-Go-Round\*

Access 20 cabinets and as many as 560 drawers in less than three square feet of floor space. Holds up to 1,000 lbs. of parts.

Accommodates Akro-Mils 19-Series Steel Cabinets (sold separately).

## Order These Components and Quantities

98325 Storage-Go-Round with turntable base  
Assembled Storage-Go-Round stands  
31" L x 31" W x 60" H  
(787 x 787 x 1524 mm)

19-Series Cabinets – Mix or Match – Qty: 20

\*Assembly required



# Attached Lid Containers



- Reusable shipping, distribution, order picking, and storage containers.
- Attached lids snap securely closed to protect contents from dust or damage.
- ALC's stack and nest for optimal space use.
- Containers interwork for easy pallet loading.

*Designed to stack together for easy pallet loading.*



Models 39085, 39120, and 39170 are available in Blue and Gray. Models 39160, 39175, and 39280 are available in Gray only.

*Reinforced steel hinge pins for years of smooth lid operation*

*Padlock eye on both ends accommodates security ties*



*Textured bottoms provide a sure grip on conveyor belts*

*Strong molded-in handle grips are ergonomically designed for easy lifting and carrying*

*Dollies available to transport containers. See pages 36-37.*



39085



39120



39160



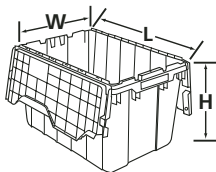
39170



39175



39280



## Akro-ALC's

Model No.	Outside Dimensions						Inside Dimension Top						Inside Dimension Bottom				Cubic Ft.	Capacity Gal.	Ctn. Qty.
	Inches			mm			Inches			mm			Inches		mm				
	L	W	H	L	W	H	L	W	H	L	W	H	L	W	L	W			
39085	21½	15	9	546	381	229	19¾	14½	8⅝	502	368	219	18⅞	13¼	468	337	1.12	8.5	6
39120	21½	15	12½	546	381	318	19¾	14½	12	502	368	305	18⅞	13¼	468	337	1.62	12	6
39160	27	17	12½	689	430	320	25	15½	11	635	394	273	23½	14	600	350	2.25	16.83	1
39170	21½	15	17	546	381	432	19¾	14½	16⅞	502	368	429	18⅞	13¼	468	337	2.28	17	3
39175	24	19½	12½	610	495	320	22	18	11	559	457	273	20½	16½	520	423	2.3	17.20	1
39280	28	21	15½	710	530	390	26	19	14	660	483	635	25	18	635	460	3.82	28.57	1

Order in carton quantities. Specify Blue or Gray for 39085, 39120, and 39170. Gray only: 39160, 39175, and 39280.

# Nest & Stack Totes



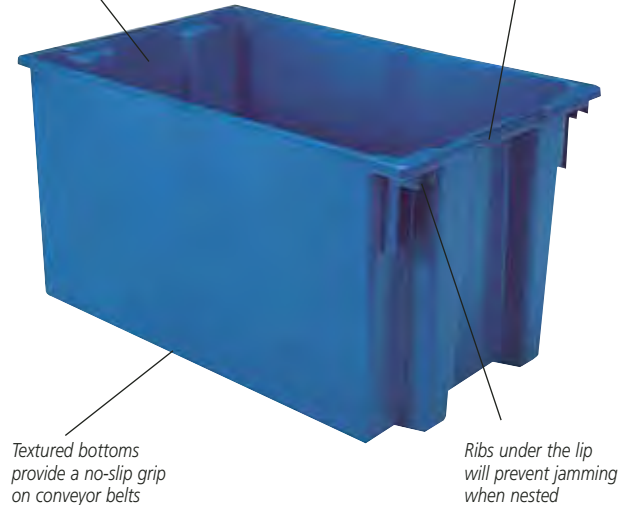
Nest & Stack Totes stack when full; turn 180° and nest when empty.



- Extremely durable industrial-grade totes.
- Ideal for shipping, transfer, and storage applications.
- NST's stack with or without lids for storage and shipping, and nest when empty.
- Strong, high-density polypropylene will not rust, corrode, or bend out of shape even when fully loaded.
- Heavy-duty construction provides a longer service life resulting in lower replacement costs than other "budget-priced" totes.
- Smooth surfaces are easy to clean and resistant to most solvents and chemicals.
- Gray NST's are manufactured from FDA-approved materials.
- Optional lids protect contents from dust and damage.
- Available in 9 sizes and 3 colors: Red, Blue, and Gray.

Smooth surfaces are easy to clean

Comfortable grip makes handling easy



Textured bottoms provide a no-slip grip on conveyor belts

Ribs under the lip will prevent jamming when nested



35180



35190



35225



35230



Dollies available to transport containers. See pages 36-37.

## Optional Accessories:



### Label Holders

Model No. 35010 – clear plastic label holders attach easily to NST's, with or without the lid in place. Holder accommodates labels up to 3<sup>3</sup>/<sub>4</sub>" x 5".

Model No. 35011 – holder accommodates labels up to 3" x 5". Both Label Holders fit all totes.

### Label Holders

Model No.	Package Qty.
35010	6
35011	6



### Lids

Lids snap tight to protect contents. See lids chart for matching lid size.

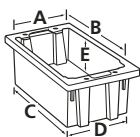
### Lids Chart

NST Model No.	Optional Lids Model No.	Lid Ctn. Qty.
35180	35181	6
35185	35181	6
35190	35191	6
35195	35191	6
35200	35201	6
35225	35231	3
35230	35231	3
35240	35241	3
35300	35301	3

## NST's

Model No.	Outside Dimensions						Inside Dimensions										NST Ctn. Qty.	Capacity Cu. Ft.
	Inches			mm			Inches					mm						
	L	W	H	L	W	H	A	B	C	D	E	A	B	C	D	E		
35180	18	11	6	457	280	152	10	16	15¼	9⅝	5⅝	254	406	387	238	149	6	.50
35185	18	11	9	457	280	229	10	16	15⅝	9⅝	8⅝	254	406	384	232	225	6	.76
35190	19½	15½	10	495	394	254	14½	17	16	13¼	9⅝	368	432	406	337	251	6	1.20
35195	19½	15½	13	495	394	330	14½	17	15⅝	13⅝	12⅝	368	432	403	340	327	6	1.70
35200	19½	13½	8	495	343	203	12½	17⅞	16⅝	11½	7⅞	314	454	416	292	200	6	.80
35225	23½	19½	10	597	495	254	18¼	20⅞	19⅝	16⅞	9⅞	464	530	492	429	251	3	2.00
35230	23½	19½	13	597	495	330	18⅞	20⅞	19½	16⅞	12⅞	460	530	495	429	327	3	2.60
35240	23½	15½	12	597	394	305	14¼	20⅞	19⅝	13	11⅞	362	530	498	330	302	3	1.70
35300	29½	19½	15	750	495	381	18¼	26⅞	25⅝	16⅞	14⅞	464	676	638	422	378	3	3.70

One color per carton. Specify Red, Blue, or Gray. Order in carton quantities.



# Cross-Stack Akro-Tub



Stacking grooves allow stable 90° stacks



Double-Sided Cross-Stack Tub Rack

- Industrial-grade 90° nest and stack tub.
- Nesting when empty conserves storage space.
- Molded-in side handles for comfortable lifting.
- Manufactured from FDA-approved materials.
- Smooth surface is easy to clean.
- Compatible with standard 36" shelving and conveyor systems.
- Color: Gray.



Molded-in handles for easy lifting

Extra-thick walls and reinforcing ribs provide superior strength

## Cross-Stack Akro-Tub

Model No.	Outside Dimensions										Capacity Gal.	Ctn. Qty.
	L	W	H	A	B	L	W	mm H	A	B		
34301	17¼	11	8	13¼	7¾	438	279	203	337	196	3.85	6
34302	17¼	11	12	12⅝	7	438	279	305	319	178	5.51	6
34303	23¾	17¼	8	19¾	14	603	438	203	502	354	9.81	6
34304	23¾	17¼	12	19	13¼	603	438	305	484	337	14.38	6

Order in carton quantities.

## Double Sided Cross-Stack Tub Rack

Model No.	Description	Rack Dimensions		Rack Weight Capacity
		L x W x H (inches)	L x W x H (mm)	
RA6R5MR	Holds 32 (34301) or 16 (34303) Cross-Stack Akro-Tubs*	49 x 28 1/2 x 59	1,245 x 724 x 1,499	1,000 lbs.

\*Tubs sold separately.

# Akro-Tub & Rack

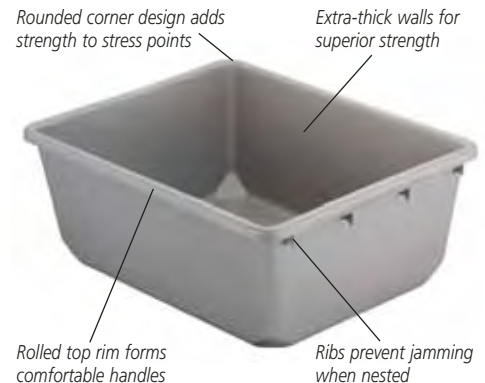


Akro-Tub Rack holds 6 Akro-Tubs on angle-iron slides for up to 600-lb. total capacity. Welded steel frame with 12-gauge base and bolted-on casters. Color: Gray. Tubs sold separately.

- Heavy-duty, industrial-grade nesting tub.
- Tub manufactured from FDA-approved materials.
- Smooth surface is easy to clean.
- Nests when empty to conserve storage space.
- Use the Akro-Tub Rack (RA6TR4MR) to provide easy loading and transport of multiple Akro-Tubs.
- 75 lb. capacity per tub.
- Color: Gray.



Tubs nest for convenient storage.



Rounded corner design adds strength to stress points

Extra-thick walls for superior strength

Rolled top rim forms comfortable handles

Ribs prevent jamming when nested

## Akro-Tub

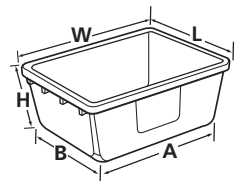
Model No.	Outside Dimensions										Ctn. Qty.
	Inches					mm					
	L	W	H	A	B	L	W	H	A	B	
34240	19	24½	9½	20½	15½	483	622	241	521	394	6

Order in carton quantities.

## Akro-Tub Rack

Model No.	Inches			mm			Casters
	H	W	D	H	W	D	
RA6TR4MR*	73	24	24	1854	609	609	4" x 2" Mold-On Rubber – 2 Rigid, 2 Swivel

\*Tubs sold separately.





# Straight Wall Containers

- Reusable shipping, storage, and work-in-process containers.
- Straight walls provide efficient internal and external space usage.
- Solid-sided containers have smooth inner walls for easy, sanitary cleaning.
- Mesh-sided containers allow hot or cold air ventilation.
- Injection-molded from high-density polyethylene.
- Available in 4 sizes and 3 styles.
- Color: Gray.



Solid or mesh sides.




All sizes stack together for efficient pallet packing and trailer cubing.

One-inch wall thickness

Open .72 x .90 mesh pattern allows high visibility and good airflow

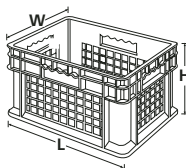
Strong, 1" wide, stacking rims and external ribbing provide added strength

Straight walls provide efficient cubing in trucks and on pallets



Handholds on all four sides provide an easy grip from any angle.

## Three Styles Per Size:



Mesh Base/Mesh Sides



Solid Side/Solid Base



Solid Base/Mesh Sides

## SWC's

Model No. Mesh Side & Base	Model No. Mesh Side w/Solid Base	Model No. Solid Side & Base	Outside Dimensions						Inside Dimensions						Ctn. Qty.
			Inches			mm			Inches			mm			
			L	W	H	L	W	H	L	W	H	L	W	H	
37208	37278	37288	15¾	11¾	8¼	400	298	210	14¼	10¼	8	362	260	203	12
37608	37678	37688	23¾	15¾	8¼	603	400	210	22¼	14¼	8	565	362	203	4
37612	37672	37682	23¾	15¾	12¼	603	400	311	22¼	14¼	12	565	362	305	3
37616	37676	37686	23¾	15¾	16¼	603	400	410	22¼	14¼	16	565	362	406	2

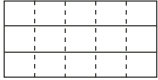
Order in carton quantities.



Dollies available to transport containers. See pages 36-37.

# Storage Cases

## Small & Medium Cases



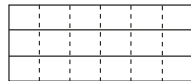
2 Fixed Dividers  
4 Adjustable Dividers

## Medium Cases



1 or 2 Fixed Divider  
4 Adjustable Dividers

## Large Cases



2 Fixed Dividers  
5 Adjustable Dividers

- Grid design in lid keeps items from spilling into other compartments.
- Cases available in 3 sizes with different divider configurations.
- Small and medium cases include 4 front-to-back adjustable dividers.
- Large cases include 5 front-to-back adjustable dividers.
- Clarified polypropylene for durability.



## Storage Cases

Model No.	Description	Inches			mm			Maximum Compartments	Ctn. Qty.
		L	W	H	L	W	H		
05705	Small Case (2 Fixed Dividers)	8 $\frac{3}{8}$	5 $\frac{1}{8}$	1 $\frac{1}{8}$	219	130	41	15	12
05805	Medium Case (2 Fixed Dividers)	11	7	2 $\frac{3}{8}$	279	178	60	15	6
05807	Medium Case (1 Fixed Divider)	11	7	2 $\frac{3}{8}$	279	178	60	10	6
05905	Large Case (2 Fixed Dividers)	14 $\frac{3}{8}$	9 $\frac{1}{2}$	2 $\frac{1}{2}$	365	241	64	18	6

Order in carton quantities.

# Portable Organizers

- Unique design keeps parts and equipment from migrating to other compartments when lids are shut.
- Separate lid compartment holds small items.
- The main compartment holds larger, bulky items.
- Dividers included for both levels.
- Molded-in "feet" allow case to stand upright.



## Portable Organizers

Model No.	Description	No. of Compartments	Inches			mm			Ctn. Qty.
			L	W	H	L	W	H	
06115	Lid Storage Organizer	11 to 46 compartments	15	11 $\frac{1}{16}$	3 $\frac{1}{4}$	381	287	83	1
06118	Large Lid Storage Organizer	12 to 62 compartments	18 $\frac{1}{4}$	13 $\frac{3}{8}$	3 $\frac{5}{8}$	464	340	92	1
06217	Flat-Bottom Organizer	9 to 32 compartments	11 $\frac{15}{16}$	15	3 $\frac{7}{8}$	303	381	98	6

Order in carton quantities.



# Roto-Shelf

- Mobile storage unit can easily be moved to different work areas, ideal for assembly components.
- 19 $\frac{7}{8}$ " wide unit takes up very little floor space.
- Four shelves rotate on an independent central metal shaft.
- Shelf depth - 2 $\frac{1}{2}$ ", Shelf diameter - 19 $\frac{7}{8}$ ", 75 lbs. per shelf, 300 lb. total wt. capacity.

## Roto-Shelf

Model No.	Inches		mm		Ctn. Qty.
	D	H	W	H	
02420	19 $\frac{7}{8}$	37 $\frac{1}{2}$	502	953	1

# Tote Caddy

- Hand-held tool and supply caddy.
- Deep compartments hold loose parts, cleaning supplies, or tools for easy transport.
- Molded of heavy-duty, industrial-grade polypropylene for lasting durability.
- Color: Blue.

8" deep compartments are ideal for hardware, automotive items, or cleaning supplies



Handle provides comfortable grip even under heavy loads

## Tote Caddy

Model No.	Description	Size		Ctn. Qty.
		Inches	mm	
09185BLUE	Tote Caddy	13 $\frac{3}{4}$ x 18 $\frac{1}{4}$ x 8 $\frac{3}{4}$	349 x 464 x 222	6

Order in carton quantities.

# Akro-Grids




Modular box dividers maximize space.

- Versatile work-in-process transfer containers.
- Injection molded from high-density polyethylene.
- Resists most solvents and chemicals.
- Compatible with most racks, shelving, and automated material handling equipment.
- Dividers allow subdivision of the containers down to a 1 1/8" square compartment size.
- Dividers, lids, and label holders sold separately.
- Available in 8 sizes and 3 colors: Red, Blue, and Gray.
- Models 33164 and 33224 are available with ESD protection (see page 16).

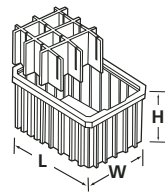
Divider slots allow you to create hundreds of different compartment sizes



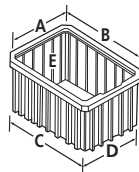
Optional label holders for content identification



Strong stacking rims and external ribbing provide added strength



Outside Dimension



Inside Dimension



33105



33166



33168

## Akro-Grids

Model No.	Outside Dimensions						Inside Dimensions										Capacity		Weight	Ctn. Qty.
	L	W	H	L	W	H	A	B	C	D	E	A	B	C	D	E	Cu. Ft.	Cm	Capacity	
33105	10 7/8	8 1/4	5	276	210	127	6 1/16	9 3/16	9 3/8	6 1/2	4 3/8	170	237	232	165	117	.16	.004	25	20
33164	16 1/2	10 7/8	4	419	276	102	9 3/8	14 15/16	14 13/16	9 3/16	3 7/8	238	380	376	233	98	.29	.008	20	12
33166	16 1/2	10 7/8	6	419	276	153	9 3/8	14 7/8	14 3/4	9 3/8	5 9/16	237	378	375	232	141	.44	.012	35	8
33168	16 1/2	10 7/8	8	419	276	203	9 3/8	14 15/16	14 3/8	9 3/16	7 9/16	237	380	371	230	192	.59	.016	40	6
33220	22 3/8	17 3/8	10	568	441	254	15 1/4	20 1/8	19 7/8	14 7/8	9 7/8	387	511	505	378	251	1.66	.047	50	2
33224	22 3/8	17 3/8	4	568	441	102	15 1/16	20 1/16	20	15	3 7/8	383	510	508	381	98	.61	.017	30	6
33226	22 3/8	17 3/8	6	568	441	153	15 1/8	20 1/8	19 7/8	14 7/8	5 7/8	384	511	505	378	149	.96	.027	40	4
33228	22 3/8	17 3/8	8	568	441	203	15 1/8	20 1/8	19 7/8	14 7/8	7 7/16	384	511	505	378	189	1.30	.036	50	3

One color per carton. Specify Red, Blue, or Gray. Order in carton quantities.

## Optional Accessories:

### Dividers



Dividers allow sub-division of the containers down to a 1 1/4" square compartment size. Black.

### Clear Plastic Covers



Clear plastic dust covers keep contents clean yet visible. Molded corner guides provide secure stacking.

### Label Holders



Clear plastic label holders snap securely on any side of the container.

Long Divider	Short Divider	Fits Grid No.	Pkg. Qty.
42105 (5)	41105 (7)	33105	6
42164 (7)	41164 (11)	33164	6
42166 (7)	41166 (11)	33166	6
42168 (7)	41168 (11)	33168	6
42220 (11)	41220 (15)	33220	6
42224 (11)	41224 (15)	33224	6
42226 (11)	41226 (15)	33226	6
42228 (11)	41228 (15)	33228	6

(Max. # of dividers)

Model No.	Fits Grid No.	Ctn. Qty.
33101	33105	10
33161	33166, 33168, 33164	4
33221	33228, 33220, 33226, 33224	3

Model No.	Description	Pkg. Qty.
35010	Fits all Akro-Grids, except 33164 and 33224	6
35011	Fits grids No. 33164, 33224	6



Dollies available to transport containers. See pages 36-37.



# Bin Carts

## Optional Accessories:

- Wood Insert(s) - Available only for RBCT24365
- Writing Shelf
- Extra Drawer
- Wheel Locks

Frame Color:  
Blue or Gray

Standard AkroBin Colors:  
Red, Blue, and Yellow

- A convenient combination of a heavy-duty cart with sturdy AkroBins® for organized, portable storage of parts or supplies.
- 13-gauge steel, all-welded construction with 1½" x ⅛" angle iron steel.
- Drawer is 15½"W x 5½"H x 16½"D.
- Bolt-on polyurethane casters – 5" x 1¼"; 2 rigid, 2 swivel with total lock brakes.
- Fully assembled with panel and AkroBins.
- One lip down on top shelf for easy access to work surface.



Model No. RBCB18365 shown with optional writing shelf



Model No. RBCT24365 shown with optional wood inserts

## Bin Carts

Model No.	L x W x H	Panel Mount	Cart Color	Optional Bin Model No.	L x W x H	Optional Bin Color	Qty of Bins
RBCT24365	24" x 36" x 36"	Top	Grey / Blue	30239	14¾" x 8¼" x 7"	Red / Blue / Yellow	8
RBCB18365	18" x 36" x 36"	Bottom	Grey / Blue	30240	14¾" x 8¼" x 7"	Red / Blue / Yellow	8
RBCB24365	24" x 36" x 36"	Bottom	Grey / Blue	30240	14¾" x 8¼" x 7"	Red / Blue / Yellow	8

# Portable Tables & Carts

## PT SERIES CART SIZES

Standard	Optional
18" x 30"	24" x 36"
24" x 30"	24" x 42"
	24" x 48"
	18" x 36"

Specify shelf size when ordering.

## MD SERIES CART SIZES

Standard	Optional
24" x 36"	18" x 36"
	18" x 24"
	18" x 30"

Specify shelf size when ordering.

- Durable carts for pulling stock, assembly operations, or other heavy tasks.
- Welded steel frame construction with soft rubber casters for easy maneuverability.
- Overall height: 36".
- Ships completely assembled and ready to use.
- 800 lb. capacity with recommended casters.

Tubular push handle  
(on MD series only)

Secure drawer  
with padlock or  
combination lock

powder-coated  
finish resists wear

Optional  
drawer or  
writing shelf  
available

MD Series

Angle posts for added  
strength and rigidity

## PT Series

- 4 swivel, 5" x 1¼" soft rubber casters.
- Shelf spacing:  
2-shelf – 27" (558 mm), 3-shelf – 12½" (318 mm)
- 13-gauge steel.
- 1½" lip.
- No handle.

## MD Series

- 2 swivel, 2 rigid, 5" x 1¼" soft rubber casters.
- Shelf spacing:  
2-shelf – 26" (660 mm), 3-shelf – 12" (305 mm)
- Tubular push handle.
- 16-gauge steel.
- 2" hemmed lip.

## Medium Duty Portable Tables & Carts

Model No.	Weight Capacity (lbs.)	Caster	Shelves	Height	Shelf Clearance	Handle
RPT2ST5SR	800	4 Swivel	2	36"	27"	—
RPT3ST5SR	800	4 Swivel	3	36"	12½"	—
RMD2ST5SR	800	2 Swivel / 2 Rigid	2	36"	27"	Straight
RMD3ST5SR	800	2 Swivel / 2 Rigid	3	36"	12½"	Straight

## Options & Accessories\*:

\*Special-order products are not returnable.

### Drawer



Easily accessible storage drawer. 15½"W x 5½"H x 16½"D O.D.

### Writing Shelf



Handy, angled shelf with pencil edge.

### Rubber Matting



Rubber mats for all standard size shelves.

### Wheel Locks



Control truck movement and prevent wheels from turning. Available on all wheels. Normal installation on two swivel wheels.

### Corner Bumpers



Protect walls, doors furniture from damage.

### Continuous Bumpers



Complete edge protection for all platform trucks.

# Shelf & Multi-Shelf Carts



Multi-Shelf Cart  
Model No. R5SYT5HR2436

- Heavy-duty carts designed for daily work.
- Welded steel cart rolls smoothly on long-wearing casters.
- Built to withstand loads up to 2,200 lbs. with recommended casters.
- Swayback-style tubular push handle. (Models R1S5HR and R1S8MR have straight handles)
- Choose from several caster options as well as: rubber matting, lips up or down, a writing shelf, and drawers. (See pg. 24)
- Ships completely assembled and ready to use.



## CART SIZES

Specify size when ordering.

### Standard

24" x 36"  
24" x 48"  
30" x 48"  
30" x 60"

### Optional

18" x 30"  
18" x 36"  
24" x 42"  
24" x 60"  
27" x 54"  
36" x 72"



### Caster Note:

Caster & Wheel choices allow you to resolve problems of noise control, floor protection, impact or abrasion resistance, or load capacity. See page 43 for more caster information.

## Shelf Carts

Model No.	Weight Capacity (lbs.)	Caster	Shelves	Height	Shelf Clearance	Handle
R1S8FP2*	1200	8" Full Pneumatic	2	34"	20"	Sway Back
R1S10FP2*	1200	10" Full Pneumatic	2	36"	20"	Sway Back
R1S5HR	1800	5" x 2" Polyolefin	2	30 1/4"	20"	Straight
R1S5HR2LD	1800	5" x 2" Polyolefin	2	25"	15"	Sway Back
R1S8MR	2200	8" x 2" Mold-On Rubber	2	33 1/4"	20"	Straight

\* Not available in 18" x 30" or 18" x 36" Decks

## Multi Shelf-Carts

Model No.	Weight Capacity (lbs.)	Caster	Shelves	Height	Shelf Clearance	Handle
R2S5HR	1800	5" x 2" Polyolefin	2	30 1/2"	20"	Straight
R3S5HR	1800	5" x 2" Polyolefin	3	30 1/2"	9"	Straight
R4S5HR	1800	5" x 2" Polyolefin	4	63 1/4"	17"	Straight
R4S8MR	2200	8" x 2" Mold-On Rubber	4	63 1/4"	17"	Straight
R5S5HR	1800	5" x 2" Polyolefin	5	63 1/4"	12 1/2"	Straight
R5S8MR	2200	8" x 2" Mold-On Rubber	5	63 1/4"	12 1/2"	Straight

## System Bin Multi-Shelf Carts

Model No.	Weight Capacity (lbs.)	Caster	Shelves	Height	Shelf Clearance	Handle
R5SYT5HR2436	1800	5" x 2" Polyolefin	5*	40"	—	Straight
R5SYT8MR2436	2200	8" x 2" Mold-On Rubber	5*	40"	—	Straight
R5SYT5HR3636	1800	5" x 2" Polyolefin	5†	43"	—	Straight
R5SYT8MR3636	2200	8" x 2" Mold-On Rubber	5†	43"	—	Straight

\* - Includes (5) ea. 30312 System Bins; Specify Color When Ordering

† - Includes (5) ea. 30318 System Bins; Specify Color When Ordering

# Compact Tote Truck



### Supply Caddy

Store supplies in the Heavy-Duty Supply Caddy. Six deep pockets hold clipboards, tape guns, and other bulky items. Durable canvas with nylon hanging straps and velcro fasteners. 16"W x 26"H. Fits all Compact Tote Trucks. Order separately:

Model No. R90000. Color: Black. 1 per carton.

- All-purpose material handling and transport cart with fold-down handle.
- Deck is constructed of lightweight, high-density structural foam.
- Two fixed, two swivel locking casters make cart easy to maneuver.

Steel handle is powder-coated to resist rusting and folds down flush to deck

Non-skid platform surface prevents load from shifting during transport

Use the molded-in handle to hang the Compact Tote Truck or to secure tie-down straps (not included)


Deck size: 35 1/2" L x 22 1/2" W



## Compact Tote Truck

Model No.	Wheel Dia. x W In. mm	Load Rating Lbs. kg	Overall Height In. mm	Deck Height In. mm
R90041	4 x 1 102 x 25	500 227	35 889	8 203

Easy assembly - requires Phillips screwdriver and rubber mallet



Push/pull handle has three positions for easy maneuvering

# VERSA/Deck™

- Versatile, structural foam cart with multiple handle and caster options.
- Sturdy, easy-to-clean deck resists most chemicals and damage from long-term exposure to weather.
- All decks are steel reinforced.
- Maximize deck space with outside deck handles.
- Choose the deck size, caster type, and handle style to create the exact configuration you need.
- Decks are available in two sizes: 24" x 48" and 30" x 60".
- Deck colors: Blue or Gray.



*Powder-coated heavy-gauge steel handles and rails*

*Steel outside deck handle pockets are welded to underdeck reinforcements*

*Heavy-duty casters*

*Non-skid platform surface prevents cargo from shifting*

*Weight capacities up to 2,700 lbs.*

*HDPE molded structural foam deck for strength and long-term durability*



*VERSA/Deck™ is perfect for transporting long, tall, or bulky items.*

## Common VERSA/Deck™ Configurations



**24" x 48"**  
R90181 Deck  
R92411 18" Handle



**24" x 48"**  
R90181 Deck  
Two R94817 48" Rails  
One R94815 48" Rail



**24" x 48"**  
R90181 Deck  
Two R92418 24" Handles  
One R92416 24" Handle



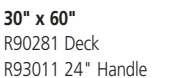
**24" x 48"**  
R90181 Deck  
One R92411 18" Handle  
Two R94817 48" Rails



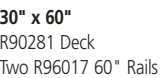
**24" x 48"**  
R90181 Deck  
Two R92418 24" Handles



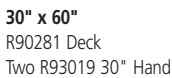
**24" x 48"**  
R90181 Deck  
Two R92411 18" Handles  
One R94815 48" Rail



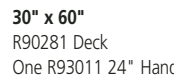
**30" x 60"**  
R90281 Deck  
R93011 24" Handle



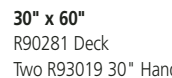
**30" x 60"**  
R90281 Deck  
Two R96017 60" Rails  
One R96015 60" Rail



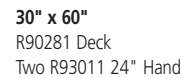
**30" x 60"**  
R90281 Deck  
Two R93019 30" Handles  
One R93016 30" Handle



**30" x 60"**  
R90281 Deck  
One R93011 24" Handle  
Two R96017 60" Rails



**30" x 60"**  
R90281 Deck  
Two R93019 30" Handles



**30" x 60"**  
R90281 Deck  
Two R93011 24" Handles  
One R96015 60" Rail



# Transport Systems & Work Centers

VERSA/Deck shown with  
Akro-Mils SWC's and Akro-Grids  
(See pages 21 and 23).

## HOW TO ORDER

**Step 1**  
Pick a deck size.

**Step 2**  
Pick a caster type.

**Step 3**  
Refer to the decks & casters  
charts for model numbers.

**Step 4**  
Pick handle and rail styles, and  
determine the quantity needed  
of each type.

**Step 5**  
Refer to the handle and rail  
charts for model numbers.

**Step 6**  
Call your Akro-Mils  
distributor to order.

1

### Deck Sizes

Holes are drilled for handle ordered.

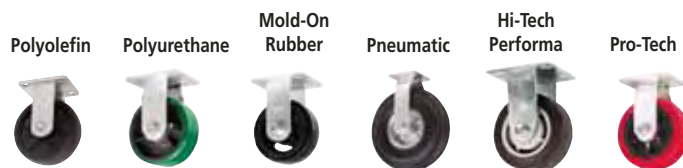


24" x 48" (610mm x 1219mm)  
30" x 60" (762mm x 1524mm)  
Color: Gray or Blue

2

### Casters & Wheels

Caster & Wheel choices allow you to resolve problems of noise control, floor protection, impact or abrasion resistance, or load capacity. See page 43 for more caster information.



3

### 24" x 48" Decks & Casters

Model No.	Caster Type	Caster Size Inches	Caster Size mm	Load Rating	Ship. Wt. w/o handles
R90152	Mold-On Rubber	5	127	1400 lbs.	65 lbs.
R90181	Pneumatic	8	203	1200 lbs.	69 lbs.
R90162	Polyolefin	6	152	1500 lbs.	61 lbs.
R90163	Polyurethane	6	152	2000 lbs.	61 lbs.
R90182	Mold-On Rubber	8	203	2000 lbs.	81 lbs.
R90184	Polyolefin	8	203	1500 lbs.	65 lbs.
R90110	Pneumatic	10	254	1600 lbs.	77 lbs.
R90153	Performa	5	127	1500 lbs.	57 lbs.
R90164	Pro-Tech Non-Marking	6	152	2700 lbs.	61 lbs.
R90183	Pro-Tech Non-Marking	8	203	2700 lbs.	61 lbs.
R90185	Gray Round Performa	8	203	2400 lbs.	61 lbs.

Note: Decks are available in Gray or Blue. Specify color when ordering.

### 30" x 60" Decks & Casters

Model No.	Caster Type	Caster Size Inches	Caster Size mm	Load Rating	Ship. Wt. w/o handles
R90252	Mold-On Rubber	5	127	1400 lbs.	89 lbs.
R90281	Pneumatic	8	203	1200 lbs.	93 lbs.
R90262	Polyolefin	6	152	1500 lbs.	85 lbs.
R90263	Polyurethane	6	152	2000 lbs.	85 lbs.
R90282	Mold-On Rubber	8	203	2000 lbs.	105 lbs.
R90284	Polyolefin	8	203	1500 lbs.	89 lbs.
R90210	Pneumatic	10	254	1600 lbs.	101 lbs.
R90253	Performa	5	127	1500 lbs.	81 lbs.
R90264	Pro-Tech Non-Marking	6	152	2700 lbs.	85 lbs.
R90283	Pro-Tech Non-Marking	8	203	2700 lbs.	85 lbs.
R90285	Gray Round Performa	8	203	2400 lbs.	85 lbs.

4

### Handle – Outside Deck



Open Style/  
Swayback  
18" R92411  
24" R93011



Crossbar/  
Swayback  
18" R92412  
24" R93012

### Handle – Indeck



Open Style/  
Swayback  
24" R92413  
30" R93013



Open Style/  
Straight  
24" R92414  
30" R93014



Crossbar/  
Straight  
24" R92416  
30" R93016

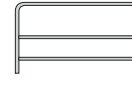


Crossbar/  
Swayback  
24" R92418  
30" R93019

### Handle Rails – Indeck



Open Style/Straight  
48" R94815,  
60" R96015



Crossbar/Straight  
48" R94817,  
60" R96017

5

### Handles & Rails for 24" x 48" VERSA/Deck Cart

Model No.	Size Inches	Size mm	Style	Handle	Color	Ship. Wt.
<b>Outside Deck</b>						
R92411	18	457	Open	Swayback	Gray	5 lbs.
R92412	18	457	Crossbars	Swayback	Gray	6 lbs.
<b>Indeck</b>						
R92413	24	610	Open	Swayback	Gray	6 lbs.
R92414	24	610	Open	Straight	Gray	6 lbs.
R92416	24	610	Crossbar	Straight	Gray	8 lbs.
R92418	24	610	Crossbar	Swayback	Gray	8 lbs.
<b>Handle Rails Indeck</b>						
R94815	48	1219	Open	Straight	Gray	7 lbs.
R94817	48	1219	Crossbar	Straight	Gray	14 lbs.

### Handles & Rails for 30" x 60" VERSA/Deck Cart

Model No.	Size Inches	Size mm	Style	Handle	Color	Ship. Wt.
<b>Outside Deck</b>						
R93011	24	610	Open	Swayback	Gray	9 lbs.
R93012	24	610	Crossbar	Swayback	Gray	10 lbs.
<b>Indeck</b>						
R93013	30	762	Open	Swayback	Gray	10 lbs.
R93014	30	762	Open	Straight	Gray	10 lbs.
R93016	30	762	Crossbar	Straight	Gray	12 lbs.
R93019	30	762	Crossbar	Swayback	Gray	12 lbs.
<b>Handle Rails Indeck</b>						
R96015	60	1524	Open	Straight	Gray	8 lbs.
R96017	60	1524	Crossbar	Straight	Gray	16 lbs.

# Platform Trucks Wood Deck

## HOW TO ORDER

### Step 1

Pick deck size.

### Step 2

Pick deck style

Series 1, 2, or 3.

### Step 3

Pick superstructure

A through H.

### Step 4

Pick running gears

1 through 7.

### Step 5

Pick caster type & size.

### Step 6

Create a model number and call your Akro-Mils distributor.

- Heavy-duty platform trucks with kiln-dried, tongue and groove hardwood decks.
- Caster options allow 1,180 to 5,400 lb. capacities.
- Choose from multiple options in deck type, size, handles, casters, running gear patterns, bumpers, and wheel locks.
- Decks are 4/4 (7/8" thick).
- Shipped completely assembled and ready to use.



Platform trucks make transport of heavy loads easy. (Shown with Akro-Mils containers. See pages 18-21)



Bolt heads are countersunk and secured with lock nuts for a smooth working surface

Heavy-duty casters

2

#### Styles

#### Series 1 All Wood

- Shown with removable lattice pipe handle at swivel end.
- Two swivel, two rigid casters.
- See caster options for capacity.

#### Series 2 Wood Deck with Steel Frame

- Heavy-duty cart for concentrated loads.
- 2" x 2" x 1/8" welded steel angle frame. (on 36" x 72" deck, 2" x 2" x 3/16")
- Shown with removable lattice pipe handle at swivel end.
- The wood deck is reinforced with longitudinal stiffeners for maximum capacity. (See caster options for capacity.)
- Two swivel, two rigid casters.

#### Series 3 Wood Deck with Steel Corners

- Steel plates protect corners from damage.
- Shown with open pipe handle.
- Reinforcing center sill supports the deck lengthwise from beneath.
- Series 3 trucks feature 12" load wheels in combination with 8" swivel casters.

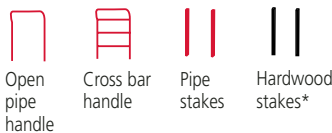
1

#### Deck Sizes

24" x 48"  
27" x 54"  
30" x 60"  
36" x 72"

3

#### Superstructures



#### Series 1 & 2



#### Removable



#### Fixed



#### Series 3



#### Removable



\*Hardwood stakes available with Series 3 only.



4

#### Running Gears



Non-Tilt  
Series 3 only



Non-Tilt  
Series 1 & 2



Tilt  
Series 3 only



Non-Tilt  
Series 1 & 2



Tilt Quad  
Series 3 only



Tilt  
Series 1 & 2



Tilt Quad  
Series 1 & 2



5

#### Caster Options



Phenolic  
6 x 2



Polyolefin  
5 x 2  
6 x 2



Mold-On Rubber  
5 x 2  
6 x 2  
8 x 2



Polyurethane  
6 x 2



Pneumatic  
8 x 3  
10 x 3.5



Non-Marking Rubber  
6 x 2



Steel  
6 x 2  
8 x 2

6

#### Model Numbers

Platform Truck	Size	Series	Superstructure	Running Gear Type	Caster Wheel	Caster Wheel Diameter
RPT	2448 2754 3060 3672	1 2 3	A B C D F G H J K	1 2 3 4 5 6 7	L P M Y N R S	5 6 8 10 12
Example:	3060	2	A	5	P	6

For a 30" x 60" wood with steel frame platform truck with one removable open pipe handle and two rigid, two swivel 6" polyolefin casters, your model number will look like this:

RPT30602A5P6

# Platform Trucks Steel

- Heavy-duty steel trucks with longitudinal steel underdeck reinforcements.
- Standard two swivel, two rigid casters.
- Special-order platform trucks are available. See page 28 to select from multiple options in handles, casters, and running gears. (Special-order products are not returnable.)
- Caster options allow 800 to 2,200 lb. capacity.



Shown with Akro-Mils SWC's and Akro-Grids. See pages 21 and 23.



## HEAVY-DUTY DECK SIZES

24" x 36"	24" x 60"	30" x 48"	36" x 60"
24" x 48"	27" x 54"	30" x 60"	36" x 72"
Specify size when ordering.			



Standard Cross Bar Handle

## Platform Trucks - Heavy Duty Steel

Model No.	Description	Caster Type*	Caster Size		Weight Capacity	Deck Height	
			Inches	mm		Inches	mm
R2108FPB2436	Steel Platform	Full Pneumatic	8	203	1180 lbs.	11½	292
R2125MRB2436	Steel Platform	Mold-On Rubber	5	127	1500 lbs.	8	203
R2168MRB2436	Steel Platform	Mold-On Rubber	8	203	2000 lbs.	11	279

\*Other casters available. See page 43 for full description of casters and wheels.

# Platform Trucks Super-Heavy Duty

- Super-heavy duty wood deck steel frame trucks.
- Steel C-channel underdeck reinforcements.
- Capacity – 1,200 to 4,000 lbs. depending on caster type.
- Contact your Akro-Mils distributor to order.

## SUPER HEAVY-DUTY DECK SIZES

24" x 36"	30" x 60"
27" x 54"	36" x 72"
Specify size when ordering.	



Standard cross bar handle



## Platform Trucks - Super Heavy Duty

Model No.	Description	Caster Type*	Caster Size		Weight Capacity	Deck Height	
			Inches	mm		Inches	mm
R2178MRB	Wood Deck Steel Underdeck Reinforcement	Mold-On Rubber	8	203	2000 lbs.	11½	292
R219885MRB	Wood Deck Steel Underdeck Reinforcement	Mold-On Rubber	5	127	1400 lbs.	8	203
R221812MRB	Wood Deck Steel Underdeck Reinforcement	Mold-On Rubber	12	305	3300 lbs.	15	381
R2258516MRB	Wood Deck Steel Underdeck Reinforcement	Mold-On Rubber	16	407	4000 lbs.	19½	495

\*See page 43 for full description of casters and wheels.

## Options & Accessories\*:

Floor Locks  
Wheel Locks  
Corner Bumpers  
Continuous Bumpers  
See pages 24 for more details.

Custom engineered products can be designed and produced to fit your application or specifications. For more information call your Akro-Mils distributor.



# Platform Trucks Work Height



Hardwood Deck



Structural Foam Deck



All Steel Deck



Expanded Metal Shelf

- Hardwood or structural foam deck available.
- Ergonomic height reduces the strain of lifting and bending.
- Optional expanded metal lower shelf.



## Platform Trucks - Fixed Work Height

Model No.	Description	Inches LxWxH	Caster Type*	Caster Size		Weight Capacity
				Inches	mm	
RWH24481A5M8	Wood Deck	24 x 48 x 26	Mold-On Rubber	8	203	1800 lbs.
RWHV24481A5M8	Structural Foam	24 x 48 x 26	Mold-On Rubber	8	203	1800 lbs.
RWHV24481A5Y6	Structural Foam	24 x 48 x 26	Polyurethane	6	152	2000 lbs.
RWHS24481A5M8	Steel Deck	24 x 48 x 26	Mold-On Rubber	8	203	1800 lbs.
RWHS24481A5Y6	Steel Deck	24 x 48 x 26	Polyurethane	6	152	1800 lbs.
RWH30601A5M8	Wood Deck	30 x 60 x 26	Mold-On Rubber	8	203	1800 lbs.
RWHV30601A5M8	Structural Foam	30 x 60 x 26	Mold-On Rubber	8	203	1800 lbs.
RWHV30601A5Y6	Structural Foam	30 x 60 x 26	Polyurethane	6	152	2000 lbs.
RWHS30601A5M8	Steel Deck	30 x 60 x 26	Mold-On Rubber	8	203	1800 lbs.
RWHS30601A5Y6	Steel Deck	30 x 60 x 26	Polyurethane	6	152	1800 lbs.

\*See page 43 for full description of casters and wheels.

## Platform Trucks - Adjustable Work Height

Model No.	Description	Inches LxWxH	Caster Type*	Caster Size		Weight Capacity
				Inches	mm	
RWH24481A5M8A	Wood Deck	24 x 48 x 26 to 32	Mold-On Rubber	8	203	1800 lbs.
RWHV24481A5M8A	Structural Foam	24 x 48 x 26 to 32	Mold-On Rubber	8	203	1800 lbs.
RWHV24481A5Y6A	Structural Foam	24 x 48 x 24 to 30	Polyurethane	6	152	2000 lbs.
RWHS24481A5M8A	Steel Deck	24 x 48 x 26 to 32	Mold-On Rubber	8	203	1800 lbs.
RWHS24481A5Y6A	Steel Deck	24 x 48 x 26 to 32	Polyurethane	6	152	1800 lbs.
RWH30601A5M8A	Wood Deck	30 x 60 x 26 to 32	Mold-On Rubber	8	203	1800 lbs.
RWHV30601A5M8A	Structural Foam	30 x 60 x 26 to 32	Mold-On Rubber	8	203	1800 lbs.
RWHV30601A5Y6A	Structural Foam	30 x 60 x 24 to 30	Polyurethane	6	152	2000 lbs.
RWHS30601A5M8A	Steel Deck	30 x 60 x 26 to 32	Mold-On Rubber	8	203	1800 lbs.
RWHS30601A5Y6A	Steel Deck	30 x 60 x 26 to 32	Polyurethane	6	152	1800 lbs.

\*See page 43 for full description of casters and wheels. Platform trucks may vary in style from unit shown

# Skids Semi-Live & Dead

Choose from steel, wood, or wood with steel frame



1/4" x 2" skid legs for stationary storage

## Dead Skids - No Wheels

Model No.	Underclearance	Wt. Capacity
R121DS		
Wood Deck Steel Frame	7 1/4" (184mm)	3000 lbs.
R120DS		
All Steel	7 1/4" (303mm)	3000 lbs.

### DECK SIZES

Standard	Optional
24" x 36"	24" x 60"
24" x 48"	27" x 54"
30" x 48"	30" x 60"
36" x 60"	36" x 72"

Specify size when ordering.

## Semi-Live Skids - 2 Wheels

Model No.	Description	Caster Type*	Caster Size Inches	mm	Weight Capacity
RA756MR	Tongue & Groove Hardwood Deck	Mold-On Rubber	6	152	1800 lbs.
RA778MR	Tongue & Groove Hardwood Deck	Mold-On Rubber	8	203	2200 lbs.
R756MR	Wood Deck Steel Frame	Mold-On Rubber	6	152	1800 lbs.
R7218PL	Wood Deck Steel Frame	Phenolic	8	203	3000 lbs.
R746MR	All Steel	Mold-On Rubber	6	152	1800 lbs.



### DECK SIZES

Standard	Optional
24" x 48"	24" x 36"
30" x 60"	27" x 54"
36" x 72"	30" x 48"
	30" x 72"
	36" x 60"

Specify size when ordering.

## Lift Jacks

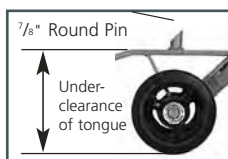
Model No.	Description	Handle Style	Caster Type*	Caster Size Inches	mm
RM716MR <sup>‡</sup>	Male Lift Jack	( T ) or ( Loop )	Mold-On Rubber	6	152
RM718MR <sup>‡</sup>	Male Lift Jack	( T ) or ( Loop )	Mold-On Rubber	8	203
RM718PL <sup>‡</sup>	Male Lift Jack	( T ) or ( Loop )	Phenolic	8	203
RF716MR <sup>‡</sup>	Female Lift Jack	( T ) or ( Loop )	Mold-On Rubber	6	152
RF718MR <sup>‡</sup>	Female Lift Jack	( T ) or ( Loop )	Mold-On Rubber	8	203
RF718PL <sup>‡</sup>	Female Lift Jack	( T ) or ( Loop )	Phenolic	8	203

<sup>‡</sup> - Specify Handle Style ( T ) or ( Loop ) when ordering

\*See page 43 for full description of casters and wheels.



- For easy transport of most semi-live skids.
- Specify "T" or loop handle style.
- For female socket, change Model No. prefix to "RF".
- Pipe is 43" long.



# Wood Platform Decks

Our Premium Decks are constructed from the highest quality hardwoods to ensure maximum service under extreme conditions.




Decks, handles, and casters must be ordered separately. Refer to page 28 for caster and handle options. (Shipped unassembled. Assembly available for extra charge.)

## Premium Wood Decks

- Custom platform hardwood decks.
- Choose the deck, size, wheels, and running gear to best fit your application.
- Premium hardwood decks in 1 1/8" (5/4)
- Decks are predrilled to accept a 4" x 4 1/2" top plate with bolt hole spacing of 2 3/4" x 3 5/16".

Deck boards run lengthwise on premium models, crosswise on standard models



Decks are predrilled for two fixed and two swivel wheels. See below for other running gear options.

Treated and sealed hardwood deck with smooth, routed edges

### Premium 5/4 wood platform decks. Boards run lengthwise.

Deck Width	24"	36"	42"	46"	48"	54"	60"	66"	72"	84"	96"
24"	R6100	R6101	R6111	R6121	R6131		R6139				
27"					R6144	R6151					
30"					R6141	R6170	R6171	R6175	R6191		R6193
36"					R6180		R6181		R6199	R6194	

## Standard Wood Decks

### SERIES 1



#### Deck Only

- Tongue & groove deck construction.
- 3/4" (4/4) thick hardwood deck with routed edges.
- Predrilled for running gear 5.
- Predrilled for (1) handle.

#### Series 1 Wood Decks

Model No.	Size Inches	Size mm	Ship Wt.
RPTD24481	24 x 48	609 x 1219	33 lbs.
RPTD27541	27 x 54	686 x 1372	42 lbs.
RPTD30601	30 x 60	762 x 1524	54 lbs.
RPTD36721	36 x 72	914 x 1829	74 lbs.

Decks are predrilled to accept a 4" x 4 1/2" top plate with bolt hole spacing of 2 3/4" x 3 5/16".

### SERIES 2



#### Deck Only

- Tongue & groove hardwood in angle frame.
- 3/4" (4/4) thick hardwood deck with routed edges.
- Predrilled for running gear 5. Equipped for (1) handle, with 2 sockets installed.

#### Series 2 Wood Decks

Model No.	Size Inches	Size mm	Ship Wt.
RPTD24482	24 x 48	609 x 1219	58 lbs.
RPTD27542	27 x 54	686 x 1372	69 lbs.
RPTD30602	30 x 60	762 x 1524	83 lbs.
RPTD36722	36 x 72	914 x 1829	122 lbs.

### Options for Premium and Standard Wood Decks:

#### Running Gear Detail

- Rigid caster
- Swivel caster
- Fixed wheel on axle

#### Running Gear Options for Premium and Standard Wood Decks

- 4** Non-Tilt Series 1 & 2
- 5\*** Non-Tilt Series 1 & 2

\*Standard running gear

- 6** Tilt Series 1 & 2
- 7** Tilt Quad Series 1 & 2



Decks, handles, and casters must be ordered separately. Refer to page 28 for caster and handle options. (Assembly required)

# ProCart™



**Large Cart**  
Model No.  
30936



**Small Cart**  
Model No.  
30930

- A versatile work center for the assembly line, warehouse, or wherever you need portable storage.
- High-density polyethylene structural foam construction is dent-resistant, rust-proof, and never needs painting.
- 400lb (180 kg) maximum cart load. 200 lb. (90 kg) capacity per top and bottom shelf.
- Assembly required.
- Specify color: Gray or Beige

Hinged side gates on both shelves flip up or down to convert the ProCart to a flat-top or box-top cart



Deep, molded-in compartments keep small items within reach – yet secured – during transport (Only large cart has mug holder.)



I-beam post makes loading and unloading oversized boxes on the lower shelf easy

Durable, non-marking 5" wheels

Smooth, rounded corners and edges

Comfortable, full-width handles give complete handling control

Optional nine-rail system and AkroBins (sold separately) offer complete organization and storage

Toe-touch, locking swivel wheels

## ProCart™ Ordering Information

Model No.	Description	Inches	mm	Color	Ctn. Qty.
30936	Large cart	45 x 24 x 34 3/4	1143 x 610 x 883	Gray/Beige	1
30930	Small cart	40 x 19 1/2 x 34 3/4	1016 x 495 x 883	Gray/Beige	1

Easy assembly – requires Phillips screwdriver and rubber mallet

ProCart converts from box top to flat top – quickly adapting to the task at hand.

## AkroBins® Ordering Information

To create a customized ProCart with AkroBins, use the chart below to determine the quantity of AkroBins that will fit your ProCart. Carts, rail kits, and bins must be ordered separately. When ordering, please specify Red, Yellow, Blue, or Stone colored bins.



## Optional 9-Rail Hanging System Ordering Information

The 9-Rail Hanging System is required to hang some AkroBins and modular cabinets on your ProCart. For large cart rails, order **Model No. 30906** – for small cart rails, order **Model No. 30900**. Refer to pg. 17 for modular cabinets.



## Use this chart when ordering one size AkroBins for your ProCart:

Bin Model No.	30210	30220	30224	30230	30234	30235	30239	30240	30250	30255
Bin Dim. (L" x W" x H")	5 3/8 x 4 1/8 x 3	7 3/8 x 4 1/8 x 3	10 7/8 x 4 3/16 x 4	10 7/8 x 5 1/2 x 5	14 3/4 x 5 1/2 x 5	10 7/8 x 11 x 5	10 3/4 x 8 1/4 x 7	14 3/4 x 8 1/4 x 7	14 3/4 x 16 1/2 x 7	10 3/4 x 16 1/2 x 5
<b>30936 (large cart)</b>	80	80	48	36	36	18	16	16	8	12
<b>30930 (small cart)</b>	70	70	42	30	–	12	12	–	–	–

# Tugger Cart

- Ideal for pallets and bulk boxes with 40" x 48" footprints
- Structural steel frame
- Durable powder-coated welded construction
- Heavy-duty manual hitch (female)

## Tugger Cart for Pallet and Bulk Box

Model No.	Description	Cart Dimensions L x W x H (inches)	Cart Dimensions L x W x H (mm)	Cart Weight Capacity
RD858FP4048TG	Tugger Cart	74 x 41 x 12 1/2	1880 x 1041 x 318	1800 lbs.*

\*With appropriate casters

**New!**

8" Carlisle pneumatic casters



**Bulk Box sold separately**  
**Call 800-253-2467 for details**

1" diameter pin allow coupling of multiple units to tugger (custom hitches available)



# High-End Narrow Aisle



Galvanized deck



Plywood deck

- Extra-narrow aisle truck for order-picking and stocking where space is limited.
- Slim design fits easily in tight areas.
- Centered, 8" wheels and casters at each corner allow cart to turn within its own diagonal space.
- Available in plywood deck with steel frame, all steel deck, or galvanized.
- 1,500 lb. capacity.



Two removable 1" pipe handles extend 50½" above the deck.

Steel deck

Two, 8" mold-on rubber rigid casters

Four, 4" polyolefin swivel casters

## High End Narrow Aisle Carts

Model No.	Description	Center Casters	Corner Casters	Weight Capacity
R215HE	Plywood Deck Steel Frame	8" Mold-On Rubber	4" Polyolefin	1500 lbs.
R214HE	All Steel	8" Mold-On Rubber	4" Polyolefin	1500 lbs.
R214HEGA	Galvanized	8" Mold-On Rubber	4" Polyolefin	1500 lbs.B

## CART SIZES

Standard	Optional
18" x 48"	18" x 60"
24" x 60"	24" x 48"

Specify deck size when ordering.

# Tray Service Cart

- Excellent for libraries and manufacturing operations.
- 2 swivel, 2 fixed casters.

## CART SIZES

Standard	Optional
18" x 30"	18" x 36"
24" x 36"	
24" x 48"	

Specify size when ordering.

## Tray Service Cart

Model No.	Overall Dimensions Inches (LxWxH)	Casters	Weight Capacity
R2T5HR1830	18 x 30 x 32½	5" Polyurethane	1800 lbs.
R2T5HR2436	24 x 36 x 32½	5" Polyurethane	1800 lbs.
R2T5HR2448	24 x 48 x 32½	5" Polyurethane	1800 lbs.
R2T8MR2448	24 x 48 x 35½	8" Mold-On Rubber	2200 lbs.

\*See page 43 for full description of casters and wheels.

## Caster Note:

Caster &amp; Wheel choices allow you to resolve problems of noise control, floor protection, impact or abrasion resistance, or load capacity. See page 43 for more caster information.



# Box Trucks

## Expanded Metal Box

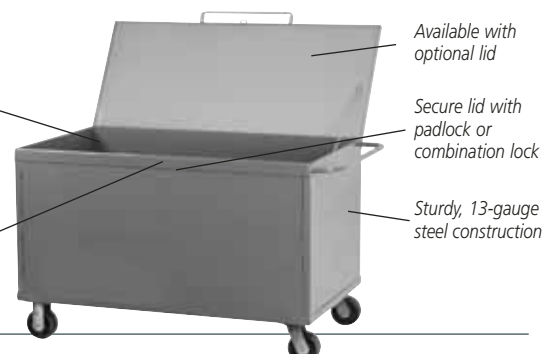


Expanded metal for easy cleaning, good airflow, and visibility of contents. 31½" overall height; 25" inside depth.

- All box trucks have 2 swivel, 2 rigid, 5" x 2" polyolefin casters.
- Solid steel or expanded metal sides available.
- 1,800 lb. capacity.
- Available with optional lid.

30½" overall height, 24" interior depth

2" hemmed edges



Available with optional lid

Secure lid with padlock or combination lock

Sturdy, 13-gauge steel construction

## BOX SIZES

24" x 36" 24" x 48" 30" x 36" 30" x 60" Specify size when ordering.

## Box Trucks

Model No.	Description	Weight Casters	Capacity
R1B5HR	Steel Box Truck	5" Polyolefin	1800 lbs.
R1B5HRL	Steel Box Truck with Lid	5" Polyolefin	1800 lbs.
R1B5HRX	Expanded Metal Box Truck	5" Polyolefin	1800 lbs.
R1B5HRXL	Expanded Metal Box Truck with Lid	5" Polyolefin	1800 lbs.



## Standard Caster

Polyolefin

See page 43 for more caster information.

# Heavy-Duty Work Benches

- Heavy-duty, steel frame workbench.
- Steel or premium hardwood work surface.
- 34" fixed or adjustable work heights.
- Bench sizes: 30" x 60", 30" x 72".
- Blue or Gray powder-coated finish.



**Hardwood Surface**  
Premium 1 1/4" finished oak with rounded edges for a smooth, durable working surface.

## Optional Accessory Packages


Keep your work center organized with AkroBins® and cabinets. Choose from three accessory packages below or create your own combination from our extensive line of bins and containers (order custom combinations separately). Please specify one bin color per package: Red, Blue, Stone, or Yellow.



Accessory Package 1



Accessory Package 2



Accessory Package 3

Steel work surface extends 1 1/2" on front and sides to accommodate a vise or clamps (Hardwood extends 2")

Wrap-around steel back stop keeps items from falling behind workbench

11-gauge steel or premium hardwood work surface

**Adjustable Work Height**  
Telescoping C-channel legs provide a range of work heights from 30"H to 40"H. Perfect for adapting to standing or sitting applications.



12-gauge welded steel shelves

13 1/2" deep middle shelf is sloped for easy access to bins or containers

Anchor pads on each leg secure bench in a fixed position

## Accessories to fit 30" x 60" workbench

### Package 1

- 2 - Bench Racks (Model 98600 Gray)
- 48 - AkroBins (Model 30220)
- 6 - Large AkroBins (Model 30239)

### Package 2

- 1 - Rail Kit
- 24 - Medium AkroBins (Model 30230)
- 6 - Large AkroBins (Model 30239)

### Package 3

- 1 - Rail Kit
- 1 - 20-Drawer cabinet (Model 19320)
- 1 set - Suspension straps (Model 98400)
- 24 - Small AkroBins (Model 30220)
- 6 - Large AkroBins (Model 30239)

## Accessories to fit 30" x 72" workbench

### Package 1

- 2 - Bench Racks (Model 98636 Gray)
- 36 - Medium AkroBins (Model 30230)
- 6 - Large AkroBins (Model 30239)

### Package 2

- 1 - Rail Kit
- 24 - Medium AkroBins (Model 30230)
- 6 - Large AkroBins (Model 30239)

### Package 3

- 1 - Rail Kit
- 1 - 20-Drawer cabinet (Model 19320)
- 1 set - Suspension straps (Model 98400)
- 24 - Small AkroBins (Model 30220)
- 6 - Large AkroBins (Model 30239)

**HOW TO  
CREATE  
YOUR  
MODEL  
NUMBER**

Workbench	Size	Frame Color	Height Style	Shelf Options	Work Surface	Accessory Package	Bin Color
RHWB	3060 3072	G (Gray) B (Blue)	F (Fixed) A (Adjustable)	1 (Both Shelves Forward) 2 (Both Shelves Back) 3 (Middle Fwd, Bottom Back) 4 (Middle Back, Bottom Fwd)	S (Steel) P (Hardwood)	0 (none) 1 2 3	0 (none) 1 (Blue) 2 (Red) 3 (Stone) 4 (Yellow)
<b>Example:</b>							
RHWB	3060	B	A	1	P	3	1
Example: For an adjustable height, 30" x 60" blue frame workbench with both shelves forward, a hardwood work surface, and accessory package # 3 with blue bins, your model number would be: <b>RHWB3060BA1P31</b> .							

# Mobile Work Tables

## Heavy-Duty Work Table

- Industrial-grade mobile workstation with a welded-steel frame and steel-reinforced premium oak top – ships fully assembled.
- 24"L x 48"W work area with 9 adjustable height settings from 36" x 48".
- 5" x 2" bolted on polyurethane casters; two rigid, two swivel with total lock brakes.
- Wrap-around steel back stop keeps items from falling behind work table.
- Blue, Red, or Gray powder-coated finish.
- **Model No. RHWB2448P5PY0.**  
Please specify frame color.

Hardwood work surface extends 2" to accommodate a vise or clamps

Hardwood work surface with premium 1 1/4" (5/4) thick oak boards and rounded edges

21"D x 36"W bottom shelf

13 1/2"D x 37"W, tilted middle shelf for easy access to bins

### Work Table with Accessory Package

- 24" x 48" Adjustable height work table.
- 1 - Rail Kit.
- 24 - Small AkroBins (Model 30220).
- 12 - Medium AkroBins (Model 30230).
- **Model No. RHWB2448P5PY1.**  
Please specify frame color and bin color.



Work Table with Accessory Package

## Medium-Duty Work Table

- Industrial-grade work table with steel-reinforced hardwood top – ships fully assembled.
- Size: 24"L x 48"W x 36"H.
- Two steel drawers – 15 1/2"W x 5 1/2"H x 16 1/2"D.
- 2 swivel, 2 rigid bolted-on soft rubber casters; 5" x 1 1/4". Total lock brakes on swivel casters.
- Blue, Red, or Gray powder coated finish.
- **Model No. RMWB24485SRTP.**  
Specify frame color when ordering.


Premium hardwood top

Handy, 13"W x 16" D x 5"H utility tray

Tubular push handle

Lips up on bottom shelf

13-gauge steel shelf



Secure drawers with padlock or combination lock through extended tab



# Dollies



## Wood Dollies

- Constructed from select kiln-dried hardwoods to prevent warping and shrinkage.
- All boards are cut and planed to 7/8" with guaranteed consistent quality.
- Four, 3" polyolefin swivel casters offer 900 lb. capacity. (See caster options for up to 1,400 lb. capacity.)
- Shipped fully assembled.

Hardwood deck with countersunk bolt holes for a smooth working surface

Smooth open deck style features 7/8" thick, 4" wide rails for heavy-duty service

Non-marking, 3" swivel casters with polyolefin wheels have exceptional impact resistance

Zinc-plated rigs and hardware are resistant to corrosion

### Solid Dolly



- Three cross battens on 36" and 48" length.
- Smooth, treated deck with countersunk bolts.
- Deck boards run lengthwise.

Model No.	Size			Wt.
	Inches	mm		
RD2416S3P	24 x 16	610 x 406		17 lbs.
RD2718S3P	27 x 18	686 x 457		21 lbs.
RD3018S3P	30 x 18	762 x 457		23 lbs.
RD3624S3P	36 x 24	914 x 610		29 lbs.
RD4824S3P	48 x 24	1219 x 610		36 lbs.

### Carpet End Dolly



- Padded carpeting protects furniture and appliances.

Model No.	Size			Wt.
	Inches	mm		
RD3018CE3P	30 x 18	762 x 457		16 lbs.
RD3624CE3P	36 x 24	914 x 610		17 lbs.

### Flush Dolly



- Full, 4" wide by 1 3/4" thick double length rails.
- Smooth, open deck.

Model No.	Size			Wt.
	Inches	mm		
RD2416F3P	24 x 16	610 x 406		16 lbs.
RD2718F3P	27 x 18	686 x 457		17 lbs.
RD3018F3P	30 x 18	762 x 457		19 lbs.
RD3624F3P	36 x 24	914 x 610		21 lbs.
RD4824F3P	48 x 24	1219 x 610		26 lbs.

### Rubber Cap Dolly



- Non-skid reinforced 3" wide rubber caps keep slippery loads in place without damage.

Model No.	Size			Wt.
	Inches	mm		
RD2718RC3P	27 x 18	686 x 457		15 lbs.
RD3018RC3P	30 x 18	762 x 457		16 lbs.

### Regular Dolly



- Strength and reliability at an economy price.
- All rails are 4" wide.

Model No.	Size			Wt.
	Inches	mm		
RD2416R3P	24 x 16	610 x 406		13 lbs.
RD3018R3P	30 x 18	762 x 457		15 lbs.
RD3624R3P	36 x 24	914 x 610		16 lbs.

### All Carpet Solid Dolly



- Strength and reliability at an economy price.
- Fully carpeted\* deck prevents damage to cargo.

\*Pattern of carpet may vary.

Model No.	Size			Wt.
	Inches	mm		
RD3018AC3P	30 x 18	762 x 457		23 lbs.
RD3624AC3P	36 x 24	914 x 610		32 lbs.

### Dolly Options:



#### Wheel Locks

Brake kits installed on 2 swivel casters.



Tow Eye R1495  
Tow Handle R2515

### Caster Options\*

Model No.	Description	Capacity
3P+	3" Polyolefin Casters	900 lbs.
4P	4" Polyolefin Casters	1200 lbs.
5P	5" Polyolefin Casters	1400 lbs.
3R	3 1/2" Non-Marking Rubber Casters	900 lbs.
4R	4" Non-Marking Rubber Casters	1100 lbs.
5R	5" Non-Marking Rubber Casters	1350 lbs.

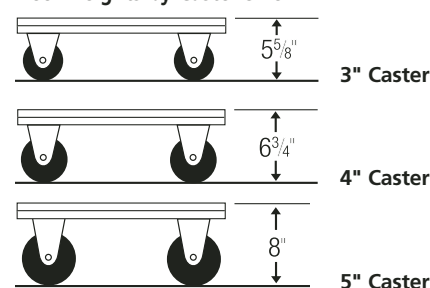
Brake kits installed on two swivel casters – optional (non-returnable)

R1130	3" Brake Kits for Hard Rubber Casters
R1151	3" Brake Kits for Polyolefin Casters

\*See page 43 for full description of casters and wheels.

\*Standard casters

### Deck Heights by Caster Size:



# Polyethylene Dollies



Plate-style 4" polyolefin swivel casters for maximum maneuverability and easy replacement

- High-impact, durable polyethylene construction.
- Easy to clean, non-porous platform will not rot, mildew, or splinter.
- 1,200 lb. weight capacity.
- Quick, easy assembly.
- Colors: Blue, Gray, or Yellow.



Flush Deck

1,200 lb. weight capacity – steel reinforced, one-piece deck design.



Padded Deck

## Polyethylene Dollies

Model No.	Description	Dimensions (LxW)		Caster Type*	Overall Height		Weight Capacity
		Inches	mm		Inches	mm	
RMD3018F4PN	Flush Polyethylene w/ Casters	30 x 18	762 x 457	4" Polyolefin	7 1/4"	222	1200 lbs.
RMD3018RC4PN	Padded Polyethylene w/ Casters	30 x 18	762 x 457	4" Polyolefin	8 3/4"	222	1200 lbs.
RMD3018FN	Flush Polyethylene w/o Casters	30 x 18	762 x 457	–	2 1/4"	197	–
RMD3018RCN	Padded Polyethylene w/o Casters	30 x 18	762 x 457	–	3 3/4"	197	–

\*See page 43 for full description of casters and wheels. Specify color when ordering.

# Steel Dollies

- Open structural angle dollies, 1 1/2" x 1 1/2" x 1/8".
- Durable, powder-coated finish.
- Solid decks are smooth, 13-gauge steel.
- 1 1/2" lip turned down for a smooth surface. Order lips up for a contained area.



Solid Deck  
Lips Down



Open Angle  
Lips Down



Solid Deck  
Lips Up



Open Angle  
Lips Up

## Steel Dollies

Lips Down Model No.	Lips Up Model No.	Capacity	Caster Type*	Caster Size		Deck Height	
				Inches	mm	Inches	mm
<b>Solid Dolly</b>							
RD843HR	RU843HR	900 lbs.	Polyolefin	3 x 1 1/4	76 x 32	3 7/8	98
RD843SS	RU843SS	1000 lbs.	Semi-Steel	3 x 1 1/4	76 x 32	3 7/8	98
RD844HR	RU844HR	1200 lbs.	Polyolefin	4 x 1 1/2	102 x 38	5 1/8	130
RD844SS	RU844SS	1600 lbs.	Semi-Steel	4 x 1 1/2	102 x 38	5 1/8	130
<b>Open Angle Structural Dolly</b>							
RD853HR	RU853HR	900 lbs.	Polyolefin	3 x 1 1/4	76 x 32	4	102
RD853SS	RU853SS	1000 lbs.	Semi-Steel	3 x 1 1/4	76 x 32	4	102
RD854HR	RU854HR	1200 lbs.	Polyolefin	4 x 1 1/2	102 x 38	5 1/4	133
RD854SS	RU854SS	1600 lbs.	Semi-Steel	4 x 1 1/2	102 x 38	5 1/4	133

\*See page 43 for full description of casters and wheels.

## DECK SIZES

16" x 27" 18" x 30"  
18" x 24" 24" x 36"  
Specify size when ordering.

## Wheel Specifications:



3" x 1 1/4", 4" x 1 1/2"  
Polyolefin



3" x 1 1/4", 4" x 1 1/2"  
Semi-Steel



4" x 1 1/4"  
Blue, Non-Marking

# Aluminum Dollies

- Corrosion resistant, lightweight, and durable.
- 1 1/2" lip turned down for a smooth surface or lips up for a contained area.
- Deck is bolted together with galvanized fasteners.
- Bolt-on swivel casters.
- Ships completely assembled and ready to use.



Lips Down



Lips Up

## Aluminum Dollies

Lips Down Model No.	Capacity	Caster Type*	Caster Size		Deck Height	
			Inches	mm	Inches	mm
<b>Lips Down</b>						
RDADRX4	1200 lbs.	Resilex	4 x 1 1/4	102 x 32	6 1/4	171
RDADP4	1200 lbs.	Polyolefin	4 x 1 1/4	102 x 32	6 1/4	171
<b>Lips Up</b>						
RDAURX4	1200 lbs.	Resilex	4 x 1 1/4	102 x 32	8	203
RDAUP4	1200 lbs.	Polyolefin	4 x 1 1/4	102 x 32	8	203

\*See page 43 for full description of casters and wheels.

## DECK SIZES

36" x 24" 30" x 18"  
24" x 18"  
Specify size when ordering.

# Hand Trucks

## Medium-Duty

### Wheel Specifications:

Caster & Wheel choices allow you to resolve problems of noise control, floor protection, impact or abrasion resistance, or load capacity. See page 43 for more caster information.




**Semi-Pneumatic**  
10" x 2.75"




**Full Pneumatic**  
10" x 3.50"



**Mold-On Rubber**  
8" x 2"



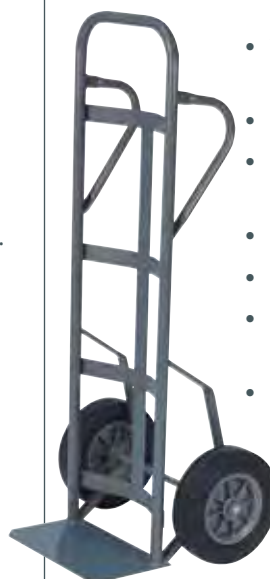
Optional 24" folding nose extensions available. Add suffix FN to any model no. Not intended for field installation. (Special-order products are not returnable.)



- Medium-duty hand trucks for day-to-day work.
- Welded-steel construction supports up to 300 lbs.
- Durable, powder-coated finish.
- 7/8" OD structural pipe frame, 1/8" wall, 13-gauge.
- Standard 7" x 14" steel nose plate.
- Ships completely assembled and ready to use.
- 5/8" diameter axle.
- Two position bracket fits 8" or 10" wheels.
- Heavy flat bar and tube for climbing stairs.
- Optional 10" x 14" or 14" x 14" nose plates available.

\*Special-order products are not returnable.

## Heavy-Duty



- Heavy-duty hand trucks for all types of loads.
- Welded-steel hand trucks support up to 500 lbs.
- Durable, powder-coated finish.
- 1" OD structural pipe frame, 13-gauge steel.
- 5/8" diameter axle.
- Standard 8" x 14" steel nose plate.
- Optional 10" x 14" or 14" x 14" noseplate available.\*
- Two position bracket fits 8" or 10" wheels.
- Deep-V cross straps available for specialized loads.\*

\*Special-order products are not returnable.

### Handle Styles:



Flow Back (FB)



Dual Grip with Vinyl Grips (DG)



Vertical Single Loop



Dual Loop

### Medium-Duty Hand Trucks

Model No.	Wheel Type	Wheel Size Inches	Wheel Size mm	Overall Height Inches	Overall Height mm	Overall Width Inches	Overall Width mm	Ship Wt.
<b>Flow Back</b>								
R3008MR	Mold-On Rubber	8	203	45	1143	19 3/8	498	37 lbs.
R3010FP	Full Pneumatic	10	254	45	1143	22	559	35 lbs.
R3010SP	Semi-Pneumatic	10	254	45	1143	20	508	35 lbs.
<b>Dual Grip</b>								
R3208MR	Mold-On Rubber	8	254	47	1194	20	508	35 lbs.
R3210FP	Full Pneumatic	10	254	47	1194	20	508	35 lbs.
R3210SP	Semi-Pneumatic	10	254	47	1194	20	508	35 lbs.

### Heavy-Duty Hand Trucks

Model No.	Wheel Type	Wheel Size Inches	Wheel Size mm	Overall Height Inches	Overall Height mm	Overall Width Inches	Overall Width mm	Ship Wt.
<b>Flow Back</b>								
R4008MR	Mold-On Rubber	8	203	45	1143	19 3/4	502	43 lbs.
R4008MR2	Mold-On Rubber	8	203	52	1321	19 3/4	502	48 lbs.
R4010FP	Full Pneumatic	10	254	45	1143	22	559	41 lbs.
R4010FP2	Full Pneumatic	10	254	52	1321	22	559	46 lbs.
R4010SP	Semi-Pneumatic	10	254	45	1143	20	508	41 lbs.
R4010SP2	Semi-Pneumatic	10	254	52	1321	22	559	46 lbs.
<b>Vertical Single Loop</b>								
R4108MR	Mold-On Rubber	8	203	46	1168	19 3/4	502	43 lbs.
R4108MR2	Mold-On Rubber	8	203	53	1346	19 3/4	502	48 lbs.
R4110FP	Full Pneumatic	10	254	46	1168	20	508	41 lbs.
R4110FP2	Full Pneumatic	10	254	53	1346	22	559	46 lbs.
R4110SP	Semi-Pneumatic	10	254	46	1168	20	508	41 lbs.
R4110SP2	Semi-Pneumatic	10	254	53	1346	20	508	46 lbs.
<b>Dual Grip</b>								
R4208MR	Mold-On Rubber	8	203	47	1194	20	508	43 lbs.
R4208MR2	Mold-On Rubber	8	203	51	1295	20	508	48 lbs.
R4210FP	Full Pneumatic	10	254	47	1194	22	559	41 lbs.
R4210FP2	Full Pneumatic	10	254	51	1295	22	559	46 lbs.
R4210SP	Semi-Pneumatic	10	254	47	1194	20	508	41 lbs.
R4210SP2	Semi-Pneumatic	10	254	51	1295	20	508	46 lbs.
<b>Dual Loop</b>								
R4510SP	Semi-Pneumatic	10	254	46	1168	20	508	41 lbs.
R4510SP2	Semi-Pneumatic	10	254	53	1346	20	508	46 lbs.



# Specialty Hand Trucks

## Cylinder/Gas Trucks



### Single 330 Cu. Ft. Cylinder Truck

- Designed to handle 330 cu. ft. cylinder.
- Two rear casters provide added stability.
- Includes heavy-duty holding chain.
- Color: Yellow.
- Extra chain available.


Model No.	Wheel Type	Wheel Size	
		Inches	mm
<b>RCTD40SP</b>	Semi-Pneumatic	10 x 2 <sup>3</sup> / <sub>4</sub>	254 x 70
Base Plate - 14"W x 6"D (356 x 152mm)		OAH - 45"	1143



### Single & Dual Gas Trucks

- Heavy-duty truck designed to handle 330 cu. ft. cylinders.
- Available in single and dual cylinder models.
- Includes heavy-duty holding chain.
- Hard rubber swivel caster.
- Color: Yellow.

Model No.	Description	Wheel Type	Wheel Size	
			Inches	mm
<b>RGTS10FP</b>	Single	Full Pneumatic	10 x 3 <sup>1</sup> / <sub>2</sub>	254 x 89
<b>RGTD10FP</b>	Dual	Full Pneumatic	10 x 3 <sup>1</sup> / <sub>2</sub>	254 x 89
<b>RGTS10SP</b>	Single	Semi-Pneumatic	10 x 2 <sup>3</sup> / <sub>4</sub>	254 x 70
<b>RGTD10SP</b>	Dual	Semi-Pneumatic	10 x 2 <sup>3</sup> / <sub>4</sub>	254 x 70
GTS Base Plate - 14"W x 6"D (356 x 152mm)OAH - 45"				1143
GTD Base Plate - 29"W x 6"D (737 x 152mm)OAH - 45"				1143



### Dual Cylinder Truck with T-Handle

- Handles cylinders in a medium-duty application.
- Priced economically with its T-handle design.
- Two heavy-duty holding chains and tool tray.
- Color: Yellow.


Model No.	Wheel Type	Wheel Size	
		Inches	mm
<b>RCT40LW</b>	Lightweight	8 x 1 <sup>3</sup> / <sub>4</sub>	203 x 44
Base Plate - 17"W x 8"D (432 x 203mm)		OAH - 43"	1092



### Single Cylinder Hand Truck

- Perfect for medium to large cylinders.
- Also transports boxes or other bulky items.
- Includes heavy-duty holding chain.
- Color: Yellow.

Model No.	Wheel Type	Wheel Size	
		Inches	mm
<b>RCTV40SP</b>	Semi-Pneumatic	10 x 2 <sup>3</sup> / <sub>4</sub>	254 x 70
Base Plate - 14"W x 7"D (356 x 178mm)		OAH - 48"	1219



### Dual Cylinder Truck with Dual Handle

- Carries cylinders in a medium-duty application.
- Welded tank holders.
- Two heavy-duty holding chains and tool tray.
- Dual handle with vinyl grips.
- Color: Yellow.

Model No.	Wheel Type	Wheel Size	
		Inches	mm
<b>RCT50SP</b>	Semi-Pneumatic	10 x 2 <sup>3</sup> / <sub>4</sub>	254 x 70
Base Plate - 20"W x 9"D (508 x 229mm)		OAH - 45"	1143



### Dual Cylinder Truck with Continuous Handle

- Heavy-duty truck accommodates most cylinder tanks.
- Includes heavy-duty holding chain and tool tray.
- Easily carries two 300 cu. ft. tanks.
- Color: Yellow.

Model No.	Wheel Type	Wheel Size	
		Inches	mm
<b>RCT30FP</b>	Full Pneumatic	10 x 3 <sup>1</sup> / <sub>2</sub>	254 x 89
<b>RCT30SP</b>	Semi-Pneumatic	10 x 2 <sup>3</sup> / <sub>4</sub>	254 x 70
Base Plate - 20"W x 11"D (508 x 279mm)		OAH - 39"	991

# Drum Handling Equipment

## Dual-Purpose Hand Truck

- Welded, 1 $\frac{5}{16}$ " OD tube frame and 1" OD tube handle with powder-coat finish for durability.
- Dual-function hand truck converts to platform position for oversize loads.
- Up to 600 lbs. capacity in platform mode.
- Large 7" x 14" nose plate.
- Axle accommodates 8" or 10" wheels.
- Color: Silver.

### Dual-Purpose Hand Truck

Model No.	Wheel Type	Wheel/Caster Size	Overall Height Inches	mm	Overall Width Inches	mm	Ship Wt.
RDT4008SP	Semi-Pneumatic	8" / 3" (203/76)	46	1168	19 $\frac{7}{8}$	498	46 lbs.
RDT4010FP	Full Pneumatic	10" / 5" (254/127)	46	1168	22	559	50 lbs.
RDT4010SP	Semi-Pneumatic	10" / 5" (254/127)	46	1168	20	508	50 lbs.



## Pail Truck

- Multi-purpose hand truck for carting 5-gallon pails.
- Cross straps with supporting arms hold pails in place while in transit.
- Welded, 1" structural pipe frame with  $\frac{1}{8}$ " walls; durable, powder-coat finish.
- Holds 4 pails, up to 300 lbs. capacity.



### Pail Truck

Model No.	Wheel Type	Wheel Size Inches	mm	Overall Height Inches	mm	Overall Width Inches	mm	Ship Wt.
RPT4010SP	Semi-Pneumatic	10	254	55	1397	18	457	46 lbs.

## Spill-less Open Drum Truck

- Easily transports open drums, reduces danger of spillage.
- Handles 55-gallon drums.
- Durable, powder-coat finish.



### Spill-less Open Drum Truck

Model No.	Description	Wheel Type	Wheel Size Inches	mm
R93	Rigid Handle	Mold-On	6 x 2	152 x 51
R93H	Hinged Handle	Mold-On	6 x 2	152 x 51

## Cradle Combo Truck

- A drum truck and cradle in one.
- Handles 30 and 55-gallon drums with ease.
- Extra wheels assist in climbing curbs or loading pallets.
- Adjustable clip keeps drum in place.
- 1 $\frac{5}{16}$ " O.D. tube frame.
- Durable, powder-coat finish.



### Cradle Combo Truck

Model No.	Wheel Type	Wheel Size Inches	mm	Roller Bearing	Load Capacity
R9508MR2	Mold-On	8 x 2	203 x 51	$\frac{3}{4}$ " (19mm)	1000 lbs.
		6 x 2	152 x 51	$\frac{3}{4}$ " (19mm)	
R9510MR2	Mold-On	10 x 2 $\frac{1}{2}$	254 x 64	1" (25mm)	1200 lbs.
		6 x 2	152 x 51	$\frac{3}{4}$ " (19mm)	

## Drum Hand Truck

- Transport 30 and 55-gallon drums with ease.
- Adjustable clip keeps drum in place.
- Kick stand permits upright storage.
- Heavy flat bar and tube assist in climbing curbs.
- 1 $\frac{5}{16}$ " O.D. tube frame.
- Durable, powder-coat finish.



### Drum Hand Truck

Model No.	Wheel Type	Wheel Size Inches	mm	Roller Bearing	Load Capacity
R9508MR	Mold-On	8 x 2	203 x 51	$\frac{3}{4}$ " (19mm)	1000 lbs.
R9510MR	Mold-On	10 x 2 $\frac{1}{2}$	254 x 64	1" (25mm)	1200 lbs.

## Drum Dollies



Drums load easily onto this cross-style dolly.

- For the ease of rolling 30 and 55-gallon drums.
- Durable, powder-coat finish.



### Cross-Style

Model No.	Wheel Type	Load Capacity	Diameter
R9030HR	3" Swivel Polyolefin	900 lbs.	20 1/4" ID
R9030SS	3" Swivel Semi-Steel	1000 lbs.	20 1/4" ID
R90555HR	5" Swivel Polyolefin	1500 lbs.	23 1/2" ID



### Ring Dollies

Model No.	Wheel Type	Load Capacity	Diameter
R9230HR	3" Swivel Polyolefin	900 lbs.	19 1/2" ID
R9255HR	3" Swivel Polyolefin	900 lbs.	23 1/2" ID
R9255SS	3" Swivel Semi-Steel	1000 lbs.	23 1/2" ID
R92555HR	5" Swivel Polyolefin	1500 lbs.	23 1/4" ID

## Drum Racks

- Allows for easy handling and storage of 3 drums.
- Saves storage space.
- Heavy-duty welded steel construction with durable, powder-coat finish.
- Accessible with fork lift from all sides.
- Racks can be stacked to store additional drums.



Curved feet allow stacking of full racks 5 high

Heavy-duty welded steel

4-way fork entry

### Drum Racks

Model No.	Description	Size (H x W x L) Inches	mm	Single Rack Load Capacity
R993	Three-Drum Rack	10 x 74 x 28	254 x 1880 x 711	2400 lbs.

## Drum Cradles

- Drum cradles allow easy transport and draining of 55-gallon drums.
- Single and dual handles retract for storage.
- Cradles support loads to 600 lbs.
- Some assembly required.
- Model R91HW2 has swivel casters to allow easier turning in limited space. Two handles provide greater stability and operator control.



Drain 55-gallon drums easily with drum cradles.

Clip holds drum in place while draining

Heavy-gauge steel construction

Durable, powder coat finish.

Handle pulls out to fit drum

3" wheels

### Drum Cradles

Model No.	Description
R91HW	With 1 Handle and 4 Rigid Wheels
R91HW2*	With 2 Handles and 2 Swivel Casters, 2 Rigid Wheels

\*Standard size



# MegaKart®



Patented design allows carts to nest with installed lids and latchbars for compact shipping and storage.



Foot Tilt Pocket molded above axle for maximum leverage and utility.

- 65 and 96-Gallon carts designed for residential waste management.
- Compatible with automated and semi-automated systems.
- Attached lid swings out of the way for easy dumping.
- Injection molded for exceptional durability and cost effectiveness.
- Resists damage from oil and most chemicals.
- Engineered for rigidity and strength.
- Colors: Dark Green, Dark Blue, Light Gray.



## MegaKart®

Model No.	Capacity Gallons	W	Inches D	H	W	mm D	H	Wheel Dia.	Load Rating	Ship Wt.
79596	96	28	32	46	711	813	1168	12"	335 lbs.	43 lbs.
79565	65	26	27	42	660	686	1067	10"	230 lbs.	35 lbs.

Please specify color when ordering.

# Akro-Tilt Trucks



Trucks tip for easy manual emptying.

- Lightweight tipping trucks for heavy-weight jobs.
- Caster wheel has roller bearings for extra stability when pushing, pulling, or turning.
- Handle is arc welded and reinforced for optimum durability.
- Wrap-around tubular frame is constructed of 1" or 1¼" powder-coated steel for enhanced appearance & rust protection.
- All trucks available in: Gray, Red, or Blue.



## Akro-Tilt Trucks

Model No.	Description	W	Inches D	H	W	mm D	H	Wheel Dia.	Capacity Gallons	Cu. Yds.	Load Rating	Approx. Ship Wt.
77405	Medium-Duty 100	27	54	36	686	1372	914	12"	100	1/2	600 lbs.	94 lbs.
77410	Medium-Duty 200	33	66	42	838	1676	1067	12"	200	1	600 lbs.	137 lbs.
77505	Heavy-Duty 100	27	54	36	686	1372	914	10"	100	1/2	1000 lbs.	115 lbs.
77510	Heavy-Duty 200	33	66	42	838	1676	1067	10"	200	1	1000 lbs.	150 lbs.
77610	Super Heavy-Duty 200	33	66	42	838	1676	1067	12"	200	1	2000 lbs.	170 lbs.
77710	Heavy-Duty 300	39	85	51	991	2159	1295	12"	300	1 1/2	2000 lbs.	231 lbs.
77810	Heavy-Duty 400	48	85	51	1219	2159	1295	12"	400	2	2000 lbs.	252 lbs.

# Akro-Carts



Heavy-duty piano hinge keeps lid propped open during use.

- Medium-duty and heavy-duty styles to fit your needs.
- Latch bars extend around the frame for added strength.
- Wide mouth and low profile for easy loading.
- All carts available in Gray (Black Lid), Blue (Blue Lid), and Green (Green Lid).



## Akro-Carts

Model No.	Model No.	Description	W	Inches D	H	W	mm D	H	Load Rating	Approx. Ship Wt.
Without Lid*	With Lid									
76460	76461	Medium-Duty 60 Gal. Cap.	30½	48	33½	775	1219	851	300 lbs.	51 lbs. (w/lid)
76490	76491	Medium-Duty 90 Gal. Cap.	30½	47	39½	775	1194	1003	350 lbs.	56 lbs. (w/lid)
76590	76591	Heavy-Duty 90 Gal. Cap.	30½	47	39½	775	1194	1003	450 lbs.	71 lbs. (w/lid)

Please specify colors when ordering.

\*Carts without lids cannot have lids added after production. Single units are shipped completely assembled. When multiple units are ordered, lids are shipped separately and require assembly.

# Materials Definitions & Benefits

Each resin has properties that make it ideal for a specific purpose. We manufacture our plastic products using the grade most suited to the product's end use. Listed below are the quality resins we use and their attributes. Akro-Mils reserves the right to change product materials without notice.

## ■ Polypropylene

Rigid and very strong. High impact resistance. Hard surface resists scratches. Withstands temperatures between -20 and 150°F.

## ■ Co-Polymer Polypropylene

Unique additives increase strength, rigidity, and impact resistance.

## ■ High Density Polyethylene

Extremely rigid and very strong. Highly impact and chemical resistant. Extremely hard surface is resistant to scratches. Withstands temperatures between -20 and 150°F.

## ■ Co-Polymer Polyethylene

Unique additives increase impact resistance over standard high-density polyethylene.

## ■ Polystyrene

More flexible to withstand impacts. Withstands temperatures between -30 and 115°F.

## ■ High-Impact Polystyrene

A part of the Styrene family, but superior in UV, impact, and weather resistance. High-gloss surface. Withstands temperatures up to 180°F.

## ■ Structural Foam

Advanced molding process makes an extremely durable product that will withstand heavy loads and high levels of abuse. Withstands temperatures between -30 and 120°F.

## ■ FDA Approved Materials

Resins and colorants are FDA-approved for use in the food industry.

## ■ ESD Materials

Provides the highest degree of electrostatic discharge protection available with consistent uniform surface resistivities in the static dissipative range of 10<sup>6</sup>-10<sup>9</sup> ohms/sq.

# Casters & Wheels

A generous selection of caster and wheel options allows Platform Trucks, Hand Trucks, Dollies, and Shelf Carts to be customized to fit hundreds of applications, surfaces, and conditions. Caster and wheel choices allow you to resolve problems of noise control, floor protection, impact and abrasion resistance, or load capacity.

**Caster Types** Akro-Mils offers other premium casters for your custom products - Call 800-253-2467 for details



## Phenolic

Economical, high-capacity wheel rolls easily and is resistant to chemicals and oils.



## Polyurethane

A heavy-duty wheel with polyurethane cushion tread bonded to a cast iron core. Resists most chemicals and oils.



## Mold-On Rubber

A quiet, shock-absorbing wheel with rubber cushion tread bonded to a cast iron core.



## Non-Marking

Soft rubber cushion tread on polished aluminum hub provides maximum floor protection and shock resistance.



## Hi-Tech Performa Wheels

Hi-Tech Performa wheels in flat or round tread designs, resist damage from weather, water, steam, or metal shavings. Thermoplastic elastomer treads are load-rated up to 500 lbs. per wheel.



## Steel

Extremely durable, high-capacity cast iron wheel rolls easily under heavy loads and is highly resistant to abrasion.



## Polyolefin

A heavy-duty, lightweight, non-marking plastic wheel that resists most chemicals and oils, and has excellent impact resistance.



## Semi-Pneumatic

Co-polymer polypropylene wheel on an aluminum hub. Specifically designed for material handling equipment.



## Full Pneumatic

Air-filled for excellent shock protection, floor protection, and easy operation over rough surfaces.



## Pro-Tech Wheels

The Pro-Tech polyurethane wheel is a non-marking, cushion ride design that can be ordered with non-metallic, delrin bearings that are unaffected by water, steam, oil, and most acids. Pro-Tech wheels are load-rated up to 750 lbs.

Caster Composition					Floor Surface								Floor Coverings							Other Factors To Consider						
E= Excellent G= Good F= Fair NR= Not Recommended					Asphalt	Brick/Ceramic Tile	Carpet	Concrete	Linoleum	Steel Ribbed	Steel Smooth	Wood	Animal Fats	Chemicals - Harsh	Chemicals - Mild	Metal Chips - Small	Metal Straps - Large	Oil & Grease	Water & Steam	Floor Protection	Noise	Cushion Load	Impact Resistance	Capacity	Rolling Ease	Abrasion Resistance
Standard Caster/Wheels																										
Polyolefin					F	F	G	G	F	F	G	G	G	F	G	NR	G	E	G	F	NR	G	G	E	G	
Mold-On Rubber					E	E	E	E	E	G	G	E	G	F	F	E	E	F	G	E	E	E	E	F	F	F
Pneumatic					E	E	E	E	E	E	E	E	G	F	F	G	G	F	G	E	E	E	E	F	F	F
Steel					NR	NR	NR	F	NR	NR	G	F	G	F	G	G	NR	G	F	NR	F	NR	NR	E	E	E
Polyurethane					E	E	G	E	E	G	G	E	G	G	G	G	G	G	G	E	E	G	G	E	G	E
Phenolic					NR	NR	NR	G	E	NR	G	G	G	F	G	F	NR	E	E	E	NR	E	E	E	G	E
Pro-Tech					E	E	G	E	E	G	G	E	G	G	G	G	G	G	E	E	E	G	E	G	E	
Performa																										
Black Flat 5"					E	E	G	E	E	G	G	E	G	G	G	G	G	G	E	E	G	G	E	G	E	
Gray Round 8"					E	E	G	E	E	G	G	E	G	G	G	G	G	G	E	E	G	G	E	G	E	

# The Akro-Mils® Advantage

From AkroBins® and cabinets to transport carts and work benches, save time and money with a total material handling system from Akro-Mils! Our broad range of durable plastic containers and metal systems will improve storage and organization efficiency, shorten assembly times, and optimize parts protection – adding value at every stage of your operation to improve your productivity and your bottom line.

## Create Your Material Handling System

1. Single-Sided Pick Rack .....p. 14
2. Bench Pick Rack .....p. 14
3. Heavy-Duty Work Bench .....p. 34
4. Louvered Panel .....p. 6
5. 19-Series Cabinet .....p. 17
6. AkroBins® .....p. 4
7. Shelf Bins .....p. 10
8. Stak-N-Store Shelving Unit .....p. 11
9. Stak-N-Store Bins .....p. 11
10. Secure-View Cabinet .....p. 13
11. Double-Sided Louvered Floor Rack ..p. 6
12. Multi-Shelf Cart with System Bins ..p. 9
13. Storage-Go-Round .....p. 17
14. Roto-Shelf .....p. 22
15. MegaKart® .....p. 42
16. Super-Size AkroBin Cart .....p. 5
17. ProCart™ .....p.32



*For more information, contact Akro-Mils at 1-800-253-2467  
or visit [www.akro-mils.com](http://www.akro-mils.com).*

