



Intra Storage Systems
 5555 McFadden Avenue
 Huntington Beach, CA 92649
 714-895-5128
info@intrastoragesystems.com

MOBILE AISLE SYSTEMS

DESIGN BENEFITS & FEATURES

MODULAR DESIGN FACILITATES EASY ASSEMBLY, RECONFIGURATION AND FUTURE EXPANSION.

MOBILE CARRIAGES ARE RATED TO CARRY A MINIMUM OF 1000 LBS PER LINEAR FOOT

MECHANICAL-ASSIST CONTROLS ENABLE OPERATOR TO MOVE 10,000 LBS WITH 1LB. OF EFFORT

ALL-RAIL DRIVE ENSURES UNIFORM MOVEMENT OF CARRIAGES

MODULAR PLATFORM PROVIDES FOR RE-LEVELING RAILS AFTER INSTALLATION

ACCOMMODATES ALL VERSATILE V-GRIP SHELVING AND RACK COMPONENTS

SPACE UTILIZATION ADVANTAGES

DOUBLE STORAGE CAPACITY IN THE SAME FLOOR SPACE

FREE VALUABLE FLOOR SPACE FOR OTHER OPERATIONS WITHOUT SACRIFICING STORAGE CAPACITY.

INTEGRATION WITH V-GRIP MAXIMIZES FLEXIBILITY TO STORE SMALL AND BULK ITEMS TOGETHER

AVOID THE COST OF NEW CONSTRUCTION

MARKET APPLICATIONS

MANUFACTURING - MAINTENANCE, PARTS, SUPPLIES, R&D, TOOL ROOM

AUTOMOTIVE - ARCHIVAL RECORDS, PARTS DEPARTMENT, RETAIL MERCHANDISE

HEALTHCARE - PHARMACY, MAINTENANCE, SUPPLIES, RADIOLOGY

EDUCATION - ATHLETIC EQUIPMENT, MAINTENANCE, SUPPLIES

MILITARY - PARTS/SUPPLIES, MAINTENANCE, VEHICLE SERVICE, FLIGHT MAINTENANCE

LAW ENFORCEMENT - PROPERTY AND EVIDENCE, SUPPLIES, UNIFORMS

RETAIL - BACKROOM STORAGE, SUPPLIES

APPLICATION 76-78INTRODUCTION AND APPLICATION PHOTOS

DESIGNING A MOBILE AISLE SYSTEM

STEP 1: 79SELECT CARRIAGES

STEP 2: 80SELECT DRIVE COLUMNS

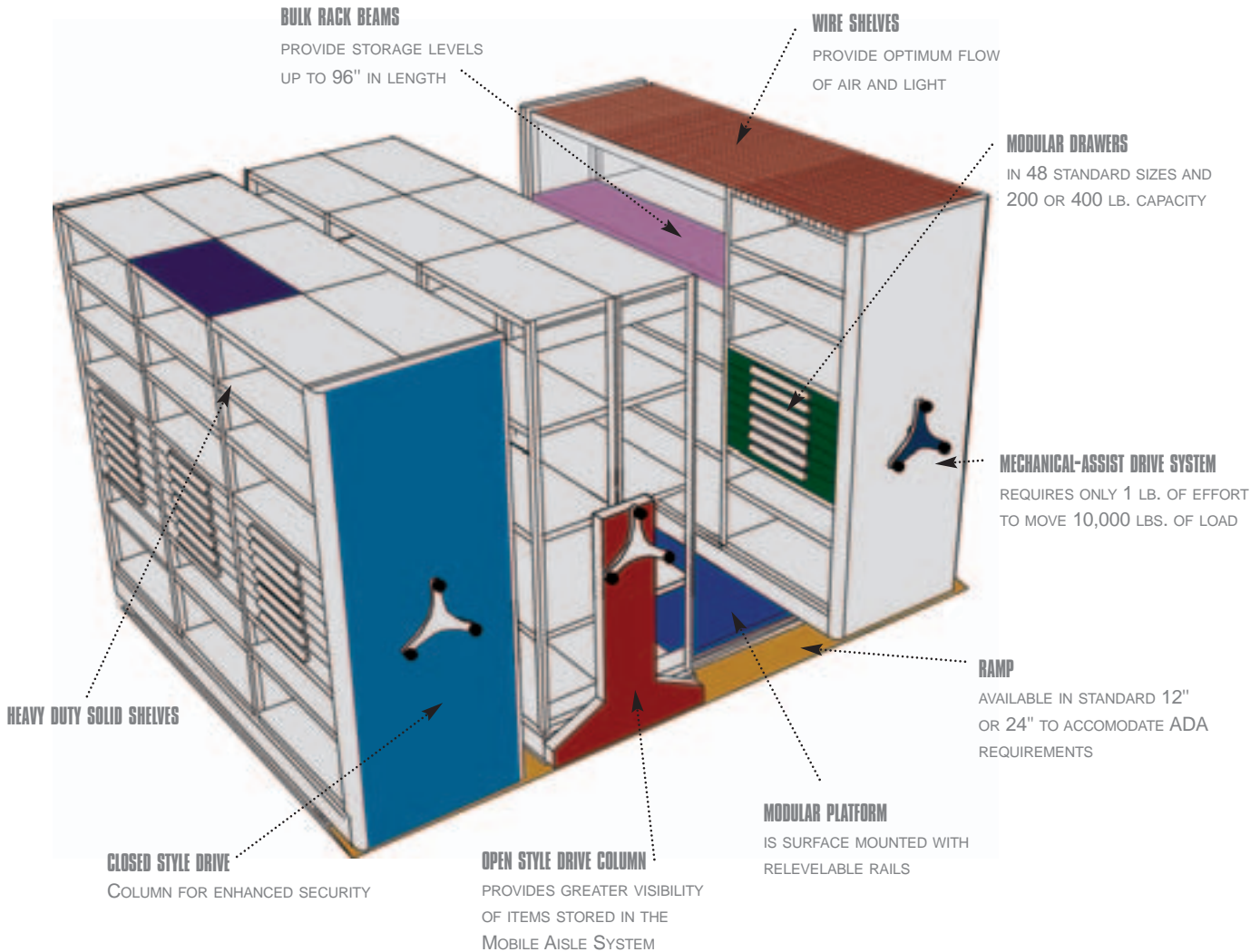
STEP 3: 81SELECT DECKING

STEP 4: 81SELECT ACCESSORIES

MOBILE AISLE SYSTEMS

EQUIPTO'S MOBILE AISLE SYSTEM COMBINES THE BENEFITS OF HIGH-DENSITY STORAGE WITH THE FLEXIBILITY OF V-GRIP SHELVING, MODULAR DRAWER AND BULK RACK. BY REDUCING THE NUMBER OF ACCESS AISLES YOU CAN SAVE AS MUCH AS 50% OF YOUR FLOOR SPACE OR DOUBLE YOUR STORAGE CAPACITY IN THE SAME SPACE YOU ARE CURRENTLY USING.

MOBILE AISLE



SYSTEM DESIGN

EQUIPTO ENGINEERS WORK WITH YOU TO DESIGN A MOBILE SYSTEM THAT MEETS YOUR REQUIREMENTS.



MECHANICAL ASSISTED SYSTEMS

MECHANICAL ASSISTED SYSTEM UTILIZES A DRIVESHAFT/GEAR CHAIN ARRANGEMENT TO PERMIT EASY MOVEMENT OF HEAVYWEIGHT LOADS. CARRIAGES ARE OPERATED MECHANICALLY BY MEANS OF AN EXCLUSIVE ERGONOMICALLY DESIGNED HAND WHEEL WHICH PREVENTS SNAGGING CLOTHING. IT REQUIRES LESS STRENGTH AND ENERGY TO OPERATE - AS EASY TO TURN AS THE POWER STEERING IN YOUR CAR.

STANDARD COLOR - OFFICE GRAY. COLOR COORDINATING? REFER TO EQUIPTO COLOR CHART - INSIDE REAR COVER.



MOBILE AISLE WITH V-GRIP BULK RACK PROVIDES 48" DEEP X 96" LONG STORAGE LEVELS



MAJOR HOSPITAL UTILIZES MOBILE AISLE TO STORE LINENS AND SUPPLIES



MAJOR MILITARY BASE MAXIMIZES FUNCTIONALITY BY COMBINING V-GRIP WIRE RACK, BULK RACK, MODULAR DRAWERS, AND LOCKABLE DOORS ON THE SAME MOBILE AISLE SYSTEM.



AIR BASE TAKES ADVANTAGE OF MODULAR DRAWERS ON A MOBILE AISLE SYSTEM TO MAXIMIZE DENSITY WITHOUT SACRIFICING ERGONOMICS



TOP UNIVERSITY USES EQUIPTO'S MOBILE AISLE TO STORE OFF-SEASON ATHLETIC APPAREL AND EQUIPMENT.



MECHANICAL-ASSIST MOBILE AISLE SYSTEMS CAN BE DESIGNED WITH INDIVIDUAL CARRIAGES UP TO 36 FEET LONG.

MOBILE AISLE



MECHANICAL-ASSIST END PANELS ARE DESIGNED FOR HANGING FREQUENTLY ACCESSED ITEMS TO ENHANCE THROUGHPUT.



A MOBILE AISLE BULK RACK SYSTEM PROVIDES THE PERFECT SOLUTION FOR LARGE ITEM STORAGE AND ORGANIZATION IN A MAINTENANCE CRIB.




MECHANICAL-ASSIST "OPEN STYLE" DRIVE COLUMNS WITH CLOSED V-GRIP SHELVING UNITS REDUCE COST WHILE MAINTAINING SECURITY.



MECHANICAL ASSIST DRIVE MECHANISMS ENABLE USERS TO MOVE SEVERAL CARRIAGE SIMULTANEOUSLY WITH MINIMAL EFFORT.



A MAJOR MEDICAL FACILITY USES EQUIPTO MOBILE AISLE SYSTEM TO STORE PATIENT INFORMATION.



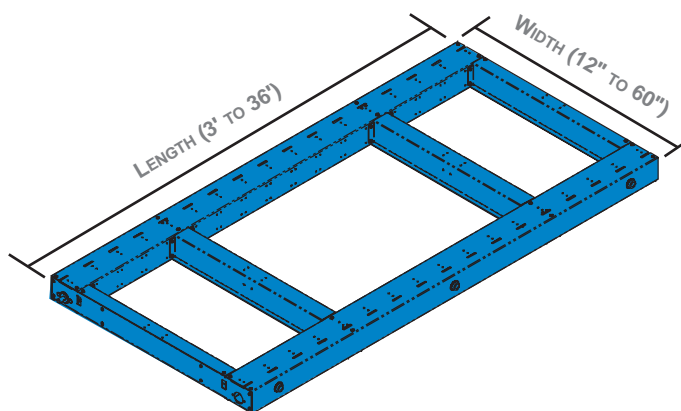
LITERATURE AND SUPPLY DEPARTMENT MIXES V-GRIP SHELVING WITH MODULAR DRAWERS FOR BULK AND SMALL PARTS STORAGE.

DESIGNING YOUR MOBILE AISLE SYSTEM

1ST

SELECT THE APPROPRIATE CARRIAGES BY WIDTH AND LENGTH

CARRIAGES INCLUDE TRACK & RAMP FOR ENTIRE SYSTEM INCLUDING ONE 3' WIDE AISLE. (FOR AISLE WIDTH GREATER THAN 3', MULTIPLE AISLES OR FOR ADA REQUIREMENTS PLEASE CONTACT EQUIPTO.)



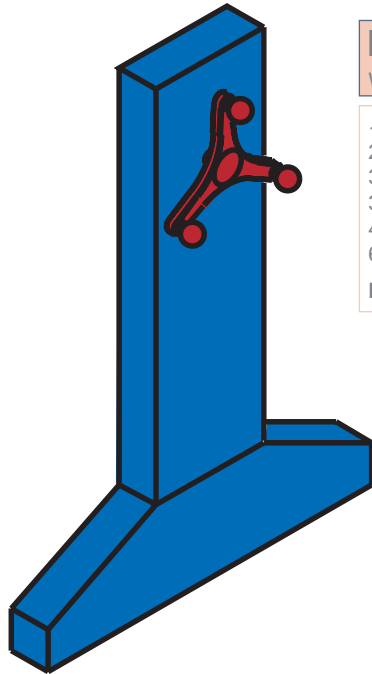
MOBILE AISLE CARRIAGES								
CARRIAGE LENGTH	FIXED CARRIAGES ONLY							
	12" WIDTH	15" WIDTH	18" WIDTH	24" WIDTH	30" WIDTH	36" WIDTH	48" WIDTH	60" WIDTH
3'	61236	61536	61836	62436	63036	63636	64836	66036
4'	61248	61548	61848	62448	63048	63648	64848	66048
6'	61272	61572	61872	62472	63072	63672	64872	66072
7'	61284	61584	61884	62484	63084	63684	64884	66084
8'	61296	61596	61896	62496	63096	63696	64896	66096
9'	612108	615108	618108	624108	630108	636108	648108	660108
10'	612120	615120	618120	624120	630120	636120	648120	660120
11'	612132	615132	618132	624132	630132	636132	648132	660132
12'	612144	615144	618144	624144	630144	636144	648144	660144
13'	612156	615156	618156	624156	630156	636156	648156	660156
14'	612168	615168	618168	624168	630168	636168	648168	660168
15'	612180	615180	618180	624180	630180	636180	648180	660180
16'	612192	615192	618192	624192	630192	636192	648192	660192
17'	612204	615204	618204	624204	630204	636204	648204	660204
18'	612216	615216	618216	624216	630216	636216	648216	660216
19'	612228	615228	618228	624228	630228	636228	648228	660228
20'	612240	615240	618240	624240	630240	636240	648240	660240
21'	612252	615252	618252	624252	630252	636252	648252	660252
22'	612264	615264	618264	624264	630264	636264	648264	660264
23'	612276	615276	618276	624276	630276	636276	648276	660276
24'	612288	615288	618288	624288	630288	636288	648288	660288
25'	612300	615300	618300	624300	630300	636300	648300	660300
26'	612312	615312	618312	624312	630312	636312	648312	660312
27'	612324	615324	618324	624324	630324	636324	648324	660324
28'	612336	615336	618336	624336	630336	636336	648336	660336
29'	612348	615348	618348	624348	630348	636348	648348	660348
30'	612360	615360	618360	624360	630360	636360	648360	660360
31'	612372	615372	618372	624372	630372	636372	648372	660372
32'	612384	615384	618384	624384	630384	636384	648384	660384
33'	612396	615396	618396	624396	630396	636396	648396	660396
34'	612408	615408	618408	624408	630408	636408	648408	660408
35'	612420	615420	618420	624420	630420	636420	648420	660420
36'	612432	615432	618432	624432	630432	636432	648432	660432

- NOTE:**
1. ADD THE FOLLOWING SUFFIX TO THE ABOVE PART NUMBERS:
 - "FC" FOR FIXED CARRIAGE - FIXED CARRIAGE MOUNTED DIRECTLY TO TRACKS.
 - FIXED CARRIAGES CAN ALSO BE PUT DIRECTLY ON THE FLOOR BY USING RAISED FOOT BRACKETS. SEE ACCESSORIES ON PAGE 81.
 - "MAN" FOR MANUAL CARRIAGE - HAND ASSISTED MOBILE CARRIAGE
 - "MC" FOR MECHANICAL ASSIST CARRIAGE - MECHANICAL ASSISTED MOBILE CARRIAGE
 2. MECHANICAL ASSIST CARRIAGES ONLY COME IN WIDTHS OF - 18", 24", 30", 36", 48" AND 60"
 3. MANUAL CARRIAGES ONLY COME IN WIDTHS OF - 18", 24", 30", 36", 48", AND LENGTHS OF - 3', 4', 6', 7', 8', 9', 10', 11', AND 12'
 4. DIFFERENT LENGTH CARRIAGES WITHIN A MOBILE SYSTEM MAY NOT BE COMPATIBLE. CONTACT EQUIPTO FOR CUSTOM DESIGNED SYSTEMS.

MOBILE AISLE

2ND

SELECT EITHER "OPEN STYLE" OR "CLOSED STYLE" DRIVE COLUMNS FOR EACH CARRIAGE ROW.
 (NOTE: 60" WIDE CARRIAGES CAN ONLY USE THE "OPEN STYLE" DRIVE COLUMN)



MECHANICAL ASSIST "OPEN STYLE" DRIVE COLUMNS		
WIDTH	55" HIGH	DESCRIPTION
18"	621855TM	OPEN MECHANICAL DRIVE COLUMN
24"	622455TM	OPEN MECHANICAL DRIVE COLUMN
30"	623055TM	OPEN MECHANICAL DRIVE COLUMN
36"	623655TM	OPEN MECHANICAL DRIVE COLUMN
48"	624855TM	OPEN MECHANICAL DRIVE COLUMN
60"	626055TM	OPEN MECHANICAL DRIVE COLUMN


NOTE: "OPEN STYLE" DRIVE COLUMN ARE MECHANICAL ASSIST ONLY.

MOBILE AISLE


"CLOSED STYLE" END PANELS

WIDTH	60" HIGH	78" HIGH	85" HIGH	90" HIGH
12"	621260	621270	621280	621290
15"	621560	621570	621580	621590
18"	621860	621870	621880	621890
24"	622460	622470	622480	622490
30"	623060	623070	623080	623090
36"	623660	623670	623680	623690
48"	624860	624870	624880	624890

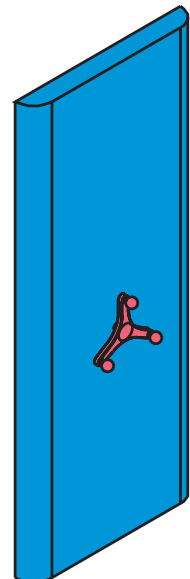
FIXED



MANUAL



MECHANICAL



ADD THE FOLLOWING SUFFIX TO THE ABOVE PART NUMBERS:

1. "SF" FOR STEEL FIXED END COLUMN
2. "LF" FOR LAMINATE FIXED END COLUMN
3. "SH" FOR STEEL MANUAL END COLUMN
4. "LH" FOR LAMINATE MANUAL END COLUMN
5. "SM" FOR STEEL MECHANICAL ASSIST END DRIVE COLUMN
6. "LM" FOR LAMINATE MECHANICAL ASSIST END DRIVE COLUMN.

SUFFIXES AVAILABLE FOR EACH HEIGHT:

1. 60" HIGH END COLUMN: "SF" & "SM"
2. 78" HIGH END COLUMN: "SF", "LF", "SH", "LH", "SM" & "LM"
3. 85" HIGH END COLUMN: "SF", "LF", "SH", "LH", "SM" & "LM"
4. 90" HIGH END COLUMN: "SF", "LF", "SH", "LH", "SM" & "LM"


3RD

SELECT THE APPROPRIATE MOBILE AISLE DECKING. TO FIGURE SQUARE FT. OF DECKING, MULTIPLY LENGTH OF CARRIAGE TIMES THE TOTAL WIDTH OF SYSTEM INCLUDING THE AISLE.

DECKING OPTIONS: 3/4" TUFFDECK OR PLYWOOD (PER SQ. FOOT)

CATALOG No.	DESCRIPTION
TUFFDECK	3/4" TUFFDECK PER SQUARE FOOT
PLYWOOD	3/4" PLYWOOD PER SQUARE FOOT

NOTE: CONTACT EQUIPTO FOR HARWARE FOR CUSTOMER SUPPLIED DECKING IE. PLYWOOD



TUFFDECK

MOBILE AISLE SYSTEMS - ACCESSORIES

ANTI-TIP BRACKETS

WIDTH	CATALOG NUMBER
-------	----------------

18"	620006
24"	620007
30"	620008
36"	620009
48"	620010
60"	620011

USE THIS GUIDELINE TO DETERMINE IF ANTI-TIP BRACKETS ARE REQUIRED:

- (1) 18" WIDE CARRIAGE - USE IF SHELVING HEIGHT IS OVER 48"
- (2) 24" WIDE CARRIAGE - USE IF SHELVING HEIGHT IS OVER 72"
- (3) 30" WIDE CARRIAGE - USE IF SHELVING HEIGHT IS OVER 96"
- (4) 36" WIDE CARRIAGE - USE IF SHELVING HEIGHT IS OVER 120"
- (5) 48" WIDE CARRIAGE - USE IF SHELVING HEIGHT IS OVER 168"

USE THE FOLLOWING GUIDLINE TO DETERMINE THE QUANTITY OF ANTI-TIP BRACKETS NEEDED:

- ONE REQUIRED PER MECHANICAL / MANUAL CARRIAGE 3'-6" IN LENGTH
- TWO REQUIRED PER MECHANICAL / MANUAL CARRIAGE 7'-24" IN LENGTH
- THREE REQUIRED PER MECHANICAL / MANUAL CARRIAGE 25'-36" IN LENGTH

DRIVE SHAFT END COVERS

WIDTH	CATALOG NUMBER
-------	----------------

12"	620012
15"	620015
18"	620018
24"	620024
30"	620030
36"	620036
48"	620048
60"	620060

NOTE: FINISHED END COVERS ARE AN INEXPENSIVE OPTION TO ADD-ON TO THE END OF THE CARRIAGE TO COVER MECHANICAL COMPONENTS (DRIVE SHAFT) EXTENDING BEYOND CARRIAGE.

THIS PART CAN BE USED IN PLACE OF AN END PANEL BUT **WILL NOT** COVER THE SHELVING ENDS. YOU CANNOT MOUNT A MECHANICAL OR MANUAL HANDLE TO THE FINISHED END COVER.

TRACK BASE LOCK

CATALOG No.	DESCRIPTION
-------------	-------------

620003	USED TO LOCK MOBILE CARRIAGE DIRECTLY TO TRACK.
--------	---

SPROCKET OPTIONS

CATALOG No.	DESCRIPTION
-------------	-------------

620001	HEAVY LOAD SPROCKET OPTION
620002	FAST TRAVEL SPROCKET OPTION

NOTE: ORDER 1 PER MECHANICAL END COLUMN

BUMPER EXTENSIONS

CATALOG No.	DESCRIPTION
-------------	-------------

43511-01	1" EXTENSION - USED WITH DRAWERS IN SHELVING
43511-02	3" EXTENSION - USED WITH DOORS IN SHELVING

NOTE: USED WITH DRAWERS IN SHELVING TO KEEP THE HANDLES FROM HITTING. CONTACT EQUIPTO FOR ORDERING INFORMATION

DECK SKIRTING

LENGTH	CATALOG NUMBER
--------	----------------

6'	620005
----	--------

NOTE: DECK SKIRT COVERS THE EXPOSED AREAS AT THE END OF THE TRACK. THE SKIRTS ATTACH TO THE DECKING AND ARE MANUFACTURED IN 6 FT. SECTIONS. THE LAST SECTION IS CUT TO LENGTH IN THE FIELD TO MATCH INSTALLATION REQUIREMENTS.

RAISED FOOT BRACKETS FOR FIXED CARRIAGES LOCATED ON THE FLOOR OF THE TRACK

CATALOG No.	DESCRIPTION
-------------	-------------

1024311-001	RAISED FOOT BRACKET - ORDER 2 PER RAIL LOCATION PER CARRIAGE LOCATED ON FLOOR
-------------	---

914515H	HARDWARE FOR BRACKETS - ORDER 2 PER BRACKET
---------	---

RAIL LOCATIONS FOR RAISED FOOT BRACKETS

CARRIAGE LENGTH	RAILS PER CARRIAGE
-----------------	--------------------

3'-6'	2
8'	2
7'-12'	3
13'-16'	4
17'-20'	5
21'-24'	6
25'-28'	7
29'-32'	8
33'-36'	9

MOBILE AISLE